



2008 Bulldog Baseball

Louisiana Tech Media Relations Office • Associate Athletic Director for Media Relations: Malcolm Butler
Assistant Directors: Kyle Roberts, Wes Todd, David Wiechmann • Publications Director: Jean Moore
Office: (318) 257-3144 • Fax: (318) 257-3757 • Mailing Address: P.O. Box 3166, Ruston, LA 71272
Baseball Contact: Wes Todd • SID Cell: (318) 436-8059 • wtodd@latech.edu • <http://latechsports.cstv.com>

LOUISIANA TECH (19-24, 4-18 WAC)



Nevada Wolf Pack (25-18, 12-8 WAC)

Fri., May 2 • 6 p.m.

Sat., May 3 • 1 p.m. (DH)

Sun., May 4 • 1 p.m.

J.C. Love Field (2,000) • Ruston, La.

PROBABLE STARTING PITCHERS

	Nevada	Louisiana Tech
Friday	RHP Rod Scurry- Sr. (4-6, 5.20)	RHP Alan Knotts - Sr. (3-2, 4.75)
Sat. Game 1	RHP Kyle Howe- Sr. (6-1, 3.48)	RHP Jericho Jones - Jr. (5-4, 5.66)
Sat. Game 2	TBA	TBA
Sunday	TBA	TBA

THE SERIES:	Nevada leads the all-time series, 27-7.
LAST MEETING:	March 22, 2008: Nevada swept a doubleheader and the four-game series, winning 7-6 and 6-4 at Peccole Park in Reno.
LAST TIME OUT:	Tech defeated Grambling, 13-3, on April 29 in Grambling. Nevada defeated Fresno State, 12-11, on April 27 in Reno.
COACHES:	Louisiana Tech's Wade Simoneaux is 142-184-1 in his sixth year. Nevada's Gary Powers is 786-613-4 in his 26th year.
RADIO:	Louisiana Tech Sports Network -- ESPN 97.7 FM --Dave Nitz, Play-by-Play
INTERNET:	GameTracker: www.latechsports.com Live Audio: www.espn977.com

2008 Schedule/Results

Date	Opponent	Time/Result
Feb. 22	McNEESE STATE (R)	W, 14-5
Feb. 23	McNEESE STATE	W, 13-1
Feb. 24	McNEESE STATE (R)	W, 17-0
Feb. 26	TEXAS-ARLINGTON (DH-1)	W, 8-4
	TEXAS-ARLINGTON (DH-2)	W, 8-1
Feb. 27	at Louisiana-Monroe	W, 11-7
Feb. 29	^ vs. Arkansas (COX Sports TV)	L, 9-8
Mar. 1	^ vs. Ohio State	L, 7-4
Mar. 2	^ at Texas A&M (COX Sports TV - TD)	L, 7-4
Mar. 4	at Baylor (R)	W, 9-6
Mar. 5	at Baylor (R)	L, 7-6
Mar. 8	CENTRAL ARKANSAS	L, 5-0
Mar. 9	CENTRAL ARKANSAS (DH-1)	W, 3-0 (7)
	CENTRAL ARKANSAS (DH-2)	W, 5-4
Mar. 11	LOUISIANA-LAFAYETTE	L, 11-2
Mar. 14	TENNESSEE-MARTIN	W, 8-5
Mar. 15	TENNESSEE-MARTIN	W, 6-1
Mar. 16	TENNESSEE-MARTIN	W, 11-6
Mar. 18	GRAMBLING STATE	W, 10-4
Mar. 20	* at Nevada (R)	L, 11-6
Mar. 21	* at Nevada (R)	L, 14-3 (7)
Mar. 22	* at Nevada (R) (DH-1)	L, 7-6
	* at Nevada (R) (DH-2)	L, 6-4
Mar. 28	* SAN JOSE STATE (R)	L, 11-6
Mar. 29	* SAN JOSE STATE (R) (DH-1)	W, 7-2
	* SAN JOSE STATE (R) (DH-2)	W, 12-11 (14)
Mar. 30	* SAN JOSE STATE (R)	Canceled
Apr. 2	at Northwestern State (R)	PPD
Apr. 3	* SACRAMENTO STATE (R)	L, 17-2 (7)
Apr. 4	* SACRAMENTO STATE (R)	Canceled
Apr. 5	* SACRAMENTO STATE (R) (DH-1)	L, 13-7
	* SACRAMENTO STATE (R) (DH-2)	L, 6-4
Apr. 11	* at Fresno State (R)	L, 11-6
Apr. 12	* at Fresno State (R) (DH-1)	L, 9-8
	* at Fresno State (R) (DH-2)	L, 11-1 (7)
Apr. 13	* at Fresno State (R)	L, 8-0
Apr. 18	* at San Jose State (R)	L, 11-1 (7)
Apr. 19	* at San Jose State (R) (DH-1)	L, 8-3
	* at San Jose State (R) (DH-2)	L, 3-2
Apr. 20	* at San Jose State (R)	L, 4-2
Apr. 23	NORTHWESTERN STATE (R)	W, 12-10
Apr. 25	* HAWAII (R)	L, 13-7
Apr. 26	* HAWAII (R) (DH-1)	L, 8-4
	* HAWAII (R) (DH-2)	W, 14-4 (7)
Apr. 27	* HAWAII (R)	W, 10-9

THIS WEEK'S GAMES

Apr. 29	at Grambling State	W, 13-3
May 2	* NEVADA (R)	6:00 p.m.
May 3	* NEVADA (R) (DH-1)	1:00 p.m.
	* NEVADA (R) (DH-2)	TBA
May 4	* NEVADA (R)	1:00 p.m.

May 6	at Louisiana-Lafayette (R)	6:30 p.m.
May 7	at Northwestern State (R)	6:30 p.m.
May 13	LOUISIANA-MONROE (R)	6:00 p.m.
May 16	* at New Mexico State (DH-1)	4:05 p.m.
	* at New Mexico State (R) (DH-2)	TBA
May 17	* at New Mexico State (R)	7:05 p.m.
May 18	* at New Mexico State (R)	2:05 p.m.

May 22-25 • WAC Tournament -- Ruston, La.

^ Domino's Pizza Classic -- College Station, Texas
* WAC game • All Times Central
(R) Radio -- ESPN 97.7 FM, www.espn977.com



2008 WAC STANDINGS

(Through games of April 30)

Team	WAC				Overall		
	W	L	Pct.	GB	W	L	Pct.
Fresno State	14	6	.700	--	26	21	.553
Nevada	12	8	.600	2	25	18	.581
Hawaii'i	13	11	.542	3	21	24	.467
Sacramento State	10	9	.526	3.5	19	24	.442
San Jose State	12	11	.522	3.5	25	18	.581
New Mexico State	9	11	.450	5	22	25	.468
Louisiana Tech	4	18	.182	11	19	24	.442

MEDIA INFORMATION

LOUISIANA TECH MEDIA RELATIONS STAFF

Malcolm Butler Assoc. AD/Media Relations
(FB, WBB, SB, Golf) mbutler@latech.edu
Kyle Roberts Asst. Media Relations Director
(MBB, VB, Track/XC) kroberts@latech.edu
Wes Todd* Asst. Media Relations Director
(BB, SC, Bowl) wtodd@latech.edu
David Wiechmann Asst. Media Relations Director
(FB, Tennis) dwiech@latech.edu
Jean Moore Publications Director
jean@latech.edu

*denotes primary baseball contact

Media Relations Phone 318-257-3144
Media Relations Fax 318-257-2757
Press Box Phone 318-257-3144
Todd's Cell 318-436-8059
or 731-445-4705

Mailing Address

Louisiana Tech Media Relations
P.O. Box 3166
Ruston, LA 71272

Overnight Address

Louisiana Tech Media Relations
Thomas Assembly Center Rm. 161
1650 W. Alabama Ave.
Ruston, LA 71270



Media Credentials

Passes for Louisiana Tech baseball games are limited to the working media only. Only authorized personnel will be admitted to the press box. Space is limited, so please contact Wes Todd in the Louisiana Tech Media Relations Office for credentials. Requests should be made well in advance due to the limited space. Passes not picked up at the Media Relations Office or received by mail will be left at the front of the stadium for pickup. Please contact Wes Todd at least one week in advance concerning credentials for road games.

Media may park in the lot on Alabama Ave. adjacent to the stadium; however, space is limited and parking will be available on a first-come, first-serve basis as players, coaches, game day staff and season-ticket holders also park in this lot. Additional parking is available in the lot across Tech Drive adjacent to the Lady Techster Softball Complex or just north of the stadium near the Lambright Intramural Center.

Radio

Visiting radio crews are welcome at J.C. Love Field. One courtesy broadcast line will be provided in the press box for official stations. Space is limited, so we ask that broadcasting crews be limited to two air persons and one technician. Please direct all questions to Wes Todd at 318-257-3144.

Phones/Internet

Louisiana Tech will provide multiple phone lines in the J.C. Love Field Press Box, including one for each team's radio and one for phone calls. A fax machine will be available in the Media Relations Office approximately 20 minutes after the game's conclusion. There are 16 ethernet connections available throughout the press box as well as wireless internet.

Post-Game Procedures

A full NCAA box score will be provided at the end of each game. Todd will serve as the official scorer for all home games. Head Coach Wade Simoneaux will be available for all media on the field approximately 10 minutes after the conclusion of the game. Player interviews will also be done on the field after the cooling-off period. Contact Todd by the beginning of the final inning to make arrangements for these interviews.

Web Site

Louisiana Tech's official athletics web page, latechsports.cstv.com, has up-to-date information on all of Tech's varsity programs. The site is maintained by the Athletics Media Relations Office through CSTV. Weekly releases, updated statistics, rosters, schedules, and photos can be viewed at the official web site. Live stats are also available for each home game and selected road games through CSTV's GameTracker.

Interview Policy

All player and coach interview requests must be directed through the Athletic Media Relations Office. Reporters should submit interview requests at least 24 hours in advance by either calling Wes Todd at 318-257-3144 or 731-445-4705, or by e-mailing him at wtodd@latech.edu. **It is NEVER permissible for media members - including student publications - to call student-athletes directly on their home phones or cell phones.** Practices are open to the public, but reporters wishing to interview players before or after practice should contact Todd 24 hours in advance.

WEEKLY SCHEDULE -- April 28-May 4

MONDAY	TUESDAY	WEDNESDAY	THURSDAY	FRIDAY	SATURDAY	SUNDAY
28	29	30	1	2	3	4
OFF	Tech at Grambling St. 6 p.m.	PRACTICE 2:30 p.m.	PRACTICE 2:30 p.m.	Tech vs. Nevada 6 p.m.	Tech vs. Nevada 1 p.m. (DH)	Tech vs. Nevada 1 p.m.
	W, 13-3			J.C. Love Field ESPN 97.7	J.C. Love Field ESPN 97.7	J.C. Love Field ESPN 97.7

2008 BULLDOGS ROSTER

Alphabetical

No.	Name	Pos.	Yr.
30	Clay Alexander	OF	So.
31	John Anderson	P	So.
26	Chris Bohannon	OF	So.
19	Jamey Bradshaw	P	So.
12	Landon Braud	P	Sr.
10	Drew Bunting	2B/3B	Jr.
47	Luke Burnett	P	Jr.
9	Adam Cobb	OF	Sr.
22	Matt Combs	C	Jr.
34	Clint Ewing	C	Fr.
23	Albie Goulder	1B	Sr.
2	Nick Grunenwald	SS	Jr.
35	Clint Helms	P	Fr.
29	Casey Jones	P	Fr.
39	Jericho Jones	P/OF	Jr.
3	Chris Juneau	2B	So.
11	Chris Kersten	3B	Jr.
21	Alan Knotts	P	Sr.
18	Andrew Lassere	P	Sr.
17	Mike LeBreton	P	Fr.
24	Aaron Lorio	P	Sr.
15	Jonathan Mire	1B/OF	So.
33	Dylan Moseley	P	Jr.
8	Alex Richard	P/OF	So.
5	Clint Stubbs	OF	So.
14	Drew Thomas	C	Jr.
4	Patrick Thomas	OF	Jr.
7	Kevin Winn	2B	Jr.

No.	Player	B/T	Pos.	Ht./Wt.	Cl./Exp.	Hometown (Last School)
2	Nick Grunenwald	R/R	SS	6-1/180	Jr./2L	Merrill, Wis. (Merrill HS)
3	Chris Juneau	R/R	2B	5-8/180	So./1L	Alexandria, La. (Menard Central HS)
4	Patrick Thomas	L/L	OF	5-11/190	Jr./2L	Monroe, La. (Neville HS)
5	Clint Stubbs	L/R	OF	6-2/175	So./Tr.	Atlanta, Texas (Texas)
7	Kevin Winn	L/R	2B	6-0/180	Jr./2L	Bowling Green, Ky. (Whitver Academy)
8	Alex Richard	R/R	P/OF	5-11/170	So./1L	Donaldsonville, La. (Ascension Catholic)
9	Adam Cobb	L/L	OF	6-0/185	Sr./3L	Ashdown, Ark. (Ashdown HS)
10	Drew Bunting	S/R	2B/3B	5-10/200	Jr./1L	Houston, Texas (Panola JC)
11	Chris Kersten	R/R	3B	6-4/210	Jr./2L	Kiowa, Kan. (Medicine Lodge HS)
12	Landon Braud	L/L	P	5-9/160	Sr./3L	Luling, La. (Hahnville HS)
14	Drew Thomas	R/R	C	6-2/200	Jr./2L	Monroe, La. (Neville HS)
15	Jonathan Mire	R/R	1B/OF	5-10/180	So./1L	Gonzales, La. (East Ascension HS)
17	Mike LeBreton	L/L	P	5-10/200	Fr./HS	New Orleans, La. (Jesuit HS)
18	Andrew Lassere	L/L	P	5-10/170	Sr./3L	Destrehan, La. (Destrehan HS)
19	Jamey Bradshaw	L/L	P	6-1/195	So./1L	Choudrant, La. (Choudrant HS)
21	Alan Knotts	R/R	P	6-4/210	Sr./3L	Shreveport, La. (Captain Shreve HS)
22	Matt Combs	R/R	C	6-0/205	Jr./1L	Texarkana, Texas (Paris JC)
23	Albie Goulder	L/L	1B	6-3/205	Sr./3L	Scottsdale, Ariz. (Cactus Shadows HS)
24	Aaron Lorio	R/R	P	6-7/245	Sr./3L	Baton Rouge, La. (Catholic HS)
26	Chris Bohannon	R/R	OF	6-1/225	So./1L	Concord, Calif. (Acalanes HS)
29	Casey Jones	R/R	P	6-1/200	Fr./RS	Ringgold, La. (Lakeside HS)
30	Clay Alexander	R/R	OF	6-2/200	So./1L	Ruston, La. (Cedar Creek HS)
31	John Anderson	R/R	P	6-2/195	So./Tr.	Shreveport, La. (Bossier Parish CC)
33	Dylan Moseley	R/R	P	6-5/208	Jr./2L	Texarkana, Ark. (Arkansas HS)
34	Clint Ewing	R/R	C	6-2/220	Fr./HS	Shreveport, La. (Captain Shreve HS)
35	Clint Helms	R/R	P	6-3/220	Fr./RS	Flint, Texas (Whitehouse HS)
39	Jericho Jones	R/R	P/OF	6-5/205	Jr./2L	Corinth, Texas (Lake Dallas HS)
47	Luke Burnett	R/R	P	6-8/260	Jr./2L	Carthage, Texas (Carthage HS)

Coaches/Support Staff

Head Coach

Wade Simoneaux, 6th year
(Nicholls State, 1984)

Athletic Trainer

David Getsoff

Pitching Coach/

Recruiting Coordinator

Brian Rountree, 13th year
(South Carolina, 1990)

Managers

Spud Adams
Derek Falgoust

Sports Information

Director

Wes Todd

Hitting Coach

Fran Andermann, 6th year
(Upper Iowa, 2000)

Volunteer Asst. Coach

Dr. David Szymanski, 2nd year
(Texas Lutheran, 1989)

Pronunciation Guide

No.	Name
2	Nick Grunenwald (GROO-nen-wald)
8	Alex Richard (REE-shard)
12	Landon Braud (BRO)
15	Jonathan Mire (MEER)
17	Mike LeBreton (LEH-breh-tahn)
18	Andrew Lassere (luh-SAIR)
13	Wade Simoneaux (SIM-uh-no)
44	Dr. David Szymanski (suh-MAN-skee)



WADE SIMONEAUX

6th Season (Nicholls St., 1984)
Overall: 142-184-1 (.436)

2007 WAC Coach of the Year

Louisiana Tech baseball coach Wade Simoneaux begins his sixth year in Ruston, and is coming off his second consecutive winning season. Through his leadership, the Bulldogs had their best season in over a decade in 2007 with five players named to the All-WAC team, including Player of the Year Brian Rike.

After taking over a program that had only seen one winning season out of its last ten, Simoneaux has orchestrated a revival of Tech baseball. Part of this rejuvenation stems from his commitment to having one of the finest baseball facilities in the conference. More than 400 new chairback seats have been installed for the 2008 season, a new scoreboard has been installed and a new press box is scheduled for completion by mid-season.

Under Simoneaux, four players have been selected in the Major League Baseball draft, and a total of seven have signed professional contracts. Brian Rike is the most prominent selection after being chosen in the second round by Colorado in 2007.

Simoneaux came to Tech from Louisiana-Lafayette, where he served as recruiting coordinator and hitting coach. At ULL, he was a part of five NCAA regional teams, two Super Regional squads and the 2000 Ragin' Cajun squad that advanced to the College World Series.

The 1984 graduate of Nicholls State resides in Ruston with his son, Thomas, a sophomore at Ruston High School.

SIMONEAUX'S YEAR-BY-YEAR COACHING RECORD

Year	W	L	T	Pct.	W	L	Pct.
2003	18	34	1	.349	10	20	.333
2004	20	38	0	.345	10	20	.333
2005	17	39	0	.304	9	20	.300
2006	33	25	0	.569	11	13	.458
2007	35	24	0	.593	14	10	.583
2008	19	24	0	.442	4	18	.182
Total	142	184	1	.436	58	100	.367

ASSISTANT COACHES AND SUPPORT STAFF

Asst. Coach: Brian Rountree (South Carolina, '90)
Asst. Coach: Fran Andermann (Upper Iowa, '00)
Vol. Coach: Dr. David Szymanski (Texas Lutheran, '89)
Athletic Trainer - David Getsoff (Boston University, '06)
Managers - Spud Adams & Derek Falgoust
SID - Wes Todd (Tennessee, '05)

Scouting the Wolf Pack

Nevada enters the weekend fresh off taking three out of four games from WAC-leading Fresno last weekend in Reno. The Wolf Pack currently stand alone in second place in the league, two games behind Fresno.

Tech and Nevada have already played one four-game series this season with the Wolf Pack taking all four meetings at Peccole Park March 20-22.

Nevada is led offensively by Jason Rodriguez, who is currently hitting at a .394 clip with eight home runs and 48 RBI. Those numbers lead the team in all three categories. For his efforts last week, he was named WAC Hitter of the Week.

With his third complete game of the season against Fresno State last weekend, Kyle Howe made it a clean sweep of this week's conference honors as he was named WAC Pitcher of the Week. Howe currently stands 6-1 with a 3.48 ERA, including a 4-1 mark in conference play.

The Bulldogs are 7-27 all-time against Nevada, including a 4-11 mark in Ruston. Tech won two out of three in last season's series at J.C. Love Field.

Last Time vs. Ruston: March 22, 2008 (at Reno, Nev.)

A five-run rally in the eighth inning erased a 4-1 deficit and gave Nevada a sweep in the opening WAC series for both teams as the Wolf Pack took the second game of Saturday's doubleheader, 6-4, at Peccole Park.

The Bulldogs (13-10, 0-4 WAC) pounded out 14 hits - tied for the second-most in a game this season - but could only manage to plate four runs in the losing effort.

Tech wasted a fantastic pitching performance from Jericho Jones, who held the hot-hitting Wolf Pack to only one run on four hits through 6.1 innings of work while striking out five. Aaron Lorio (3-2) was charged with his second blown save and loss of the season, giving up four runs on three hits in just 0.2 innings pitched.

Jones helped his own cause with a 3-for-5 effort and a run scored in the game. The Bulldogs went with several lefthanders in the starting lineup against the righthanded Dan Eastham, and most all of them came through. Kevin Winn went 2-for-2 with a pair of RBI, Adam Cobb, Drew Bunting and Albie Goulder had two hits apiece, and Patrick Thomas had a base knock of his own.

Tech got on the board first for the third time in the four-game series when Winn ripped a two-out single to left field, scoring Jones from second to make it 1-0. The Bulldogs would make it 2-0 in the fourth on double from Winn to score Patrick Thomas.

A solo home run from Terry Walsh in the fifth broke up the shutout and the no-hitter, pulling Nevada to within a run. But the Bulldogs would load the bases in the sixth and score on a sacrifice fly by Kersten and a single down the third-base line by Cobb to score Goulder and Patrick Thomas, respectively, to take a 4-1 lead.

Jones would cruise until the seventh when he gave up back-to-back singles, giving way to Lorio. The big righthander would work his way out of a bases-loaded jam to end the inning with no damage.

But the damage would come swiftly and painfully in the eighth. A leadoff walk brought up Jason Rodriguez, the top hitter in the WAC, who promptly sent Patrick Thomas crashing into the left-field wall with an RBI double to make it 4-2. Shaun Kort - third in the WAC in average - followed with another double, then scored on a third straight double from Walsh to tie the game at 4-4. Lorio then gave way to Alex Richard, who then gave up a single that allowed the go-ahead run to advance to third.

A wild pitch on a 2-2 count brought in the go-ahead run, but it appeared that the batter was unable to check his swing on the pitch, which would have been the second out of the inning. Tech players and coaches argued to no avail, and eventually head coach Wade Simoneaux was ejected from the contest. Another run would score to make it 6-4 one pitch later, and the Bulldogs could not rally in the ninth.

Rally Time!

Things looked dismal for the Bulldogs heading to the bottom of the ninth against Hawaii. Trailing 9-3 and with Rainbow starter Matt Daly having surrendered only four hits through eight innings, Tech was down to its final three outs. But five consecutive hits, a walk and a walk-off home run later, the Bulldogs had completed an improbable seven-run rally to win the series finale, 10-9.

Five Bulldogs accounted for six home runs in the game, including the pinch-hit, walk-off, three-run blast by freshman Clint Ewing. Nick Grunenwald hit two, including one in the ninth, and Kevin Winn, Chris Kersten and Chris Bohannon provided the other longballs.

In all, Tech hit 14 home runs in the four-game series with Hawaii, the best home run

2008 STAT COMPARISON		
Tech	(Through 4/29)	Nevada
.295	Batting Avg.	.308
6.7	Runs/Game	7.0
10.0	Hits/Game	10.2
67	Doubles	96
4	Triples	15
57	Home Runs	39
252	Runs Batted In	281
51-72	Steals-Attempts	33-44
5.84	ERA	5.72
7.1	Strikeouts/9 inn.	6.5
4.3	Walks/9 inn.	4.3
.953	Fielding Pct.	.974

output in a series this season for the Bulldogs.

Back-to-Back-to-Back in Back-to-Back Games

Talk about deja vu all over again. On April 26 in a doubleheader against Hawaii in Ruston, Louisiana Tech did something that has certainly never happened in school history and might be an all-time first.

In the first game of the doubleheader, **Clay Alexander, Jericho Jones and Albie Goulder** hit back-to-back-to-back home runs in the fourth inning. But that would just be the beginning.

Jones, Goulder and **Chris Kersten** smacked consecutive dingers again in the fifth inning of game two, giving the Bulldogs back-to-back-to-back homers in back-to-back games.

It marked the third and fourth times this season that the Bulldogs went at least back-to-back. **Nick Grunenwald** and **Matt Combs** hit back-to-back home runs against Tennessee-Martin on March 15.

Combs was also one of the participants the next time it happened, this along with **Adam Cobb** on April 23 in the second inning against Northwestern State.

Big Things Poppin'

Louisiana Tech hit 73 home runs in 2007, the fourth-highest total in school history. Twenty of those bombs went away with WAC Player of the Year Brian Rike, but a good number of the longballs return for the Bulldogs this season. **Albie Goulder** is the leading returning hitter with a .323 average and 14 dingers in '07, while **Jericho Jones** and **Adam Cobb** added five and three, respectively. Other returning players that hit home runs in 2007 are **Patrick Thomas** (3), **Matt Combs** (3), **Drew Bunting** (1), **Nick Grunenwald** (1) and **Kevin Winn** (1).

Through 43 games of the 2008 season, the big blasts have been plentiful with 57 thus far. **Albie Goulder** leads the way with 11 homers while **Jericho Jones** and **Chris Kersten** have 10 apiece. **Adam Cobb** has eight, **Nick Grunenwald** has five and **Clay Alexander** has four. **Matt Combs** has blasted three, **Chris Bohannon**, **Clint Ewing** and **Kevin Winn** have two each, and **Drew Bunting** has one to round out the Bulldog roster.

Better Break Out the Trumpets

As many Bulldog opponents have found out over the last two seasons, it takes quite a lot to bring down the walls of Jericho. Junior outfielder/pitcher **Jericho Jones**, that is. The 2006 WAC Freshman of the Year, Jones got off to a torrid start before hitting a wall midway through the 2007 season. The culprit? An injury that was not discovered until the season ended. Yet the junior from Corinth, Texas, kept trudging through the pain and appeared in 40 games last season, including six starts on the mound.

The junior made his presence felt in a big way on March 29 as he pitched 7.1 innings in the first game of a doubleheader, then played 14 innings in the outfield in game two, going 5-for-7 in that contest with a pair of home runs. His effort earned him a nod as one of *Ping!Baseball's* National Spotlight Players of the Week.

Tough to Top That

Chris Bohannon got the first hit of his career on March 16 against Tennessee-Martin. And unless they add more bases, he won't get another one much bigger than his first. Bohannon took a 3-2 pitch over the right-field wall for a grand slam to give Tech a 4-0 lead over the Skyhawks and give the sophomore from Concord, Calif., his first career hit.

Lightning would strike again for a freshman looking for his first career hit at Fresno State. Freshman catcher **Clint Ewing** -- making his first career start and his third career at-bat -- took the first pitch he saw from Clayton Allison and deposited it over the right-field wall at Pete Beiden field for his first career hit and a grand slam that gave Tech a 5-1 lead.

We're Going Streaking!

Adam Cobb opened the 2008 season with an impressive hitting binge. After a home run, a triple and another hit in the two-game set at No. 11 Baylor, plus six hits in the series against Central Arkansas, Cobb hit safely in the first 14 games for Louisiana Tech this season, a career-best hitting streak for the senior centerfielder.

Albie Goulder became the second Bulldog this year to put together a double-digit hitting streak, having hit in 10 consecutive games until April 23 against Northwestern State.

Two Bulldogs hit safely in each of Tech's first eight games. **Albie Goulder** and **Chris Kersten** rode eight-game hitting streaks into Sunday, March 2 vs. Texas A&M.

LOUISIANA TECH BASEBALL QUICK FACTS

General Information

Location.....	Ruston, La.
Founded.....	1894
Enrollment.....	11,500
Nickname.....	Bulldogs
School Colors.....	Blue and Red
Home Field.....	J.C. Love Field (2,000, Grass)
Dimensions.....	315-370-385-340-325
Affiliation.....	NCAA Division I
Conference.....	Western Athletic
President.....	Dr. Daniel Reneau (Louisiana Tech, 1963)
Athletics Director.....	Jim Oakes (Louisiana Tech, 1978)
Athletic Dept. Phone.....	318-257-4111
Web Site.....	www.LaTechSports.com

History

First Year of Baseball.....	1902
All-Time Record.....	1,495-1,259-3 (.542)
All-Time WAC Record.....	65-124 (.356)
All-Time Record at J.C. Love Field.....	663-363-1 (.646)
NCAA Tournament Appearances.....	7
Last NCAA Appearance.....	1987

Coaching and Support Staff

Head Coach.....	Wade Simoneaux (Nicholls State, 1984)
Record at Louisiana Tech.....	142-184-1 (6th Season)
Career Record.....	Same
Baseball Office Phone.....	318-257-4111 (ext. 236)
Best Time to Reach Simoneaux.....	Weekday mornings
Assistant Coaches.....	Brian Rountree (South Carolina, 1990) Fran Andermann (Upper Iowa, 2000) Dr. David Szymanski (Texas Lutheran, 1989)
Managers.....	Spud Adams, Derek Falgoust
Athletic Trainer.....	David Getsoff (Boston University, 2006)

Team Information

2007 Record.....	35-24
Conference Record/Finish.....	14-10 (3rd)
Lettermen Returning/Lost.....	22/8
Starting Pitchers Returning/Lost.....	3/1
Position Starters Returning/Lost.....	6/3

Media Information

Assoc. AD/Media Relations.....	Malcolm Butler (Louisiana Tech, 1994)
Publications Coordinator.....	Jean Moore (Louisiana Tech, 1979)
Assistant SID.....	Kyle Roberts (Louisiana Tech, 2005)
Assistant SID.....	David Wiechmann (Texas Tech, 2005)
Assistant SID/Baseball Contact.....	Wes Todd (Tennessee, 2005)
Office Phone.....	318-257-3144
Office Fax.....	318-257-3757
Todd's Cell Phone.....	318-436-8059 or 731-445-4705
E-Mail.....	wtodd@latech.edu
Press Box.....	318-257-3144
Mailing Address.....	P.O. Box 3166, Ruston, LA 71272
Overnight Address.....	1650 W. Alabama Ave., Room 161, Ruston, LA 71272
Play-By-Play Broadcaster.....	Dave Nitz (Louisiana Tech, 1979)
Flagship Station.....	ESPN 97.7 (KNBB-FM)
Radio Center Phone.....	318-255-5000

2008 MISCELLANEOUS STATS

In day games.....	11-16
In night games.....	8-8
In extra innings.....	1-0
Vs. left-handed starter.....	7-9
Vs. right-handed starter.....	12-15
When scoring first.....	13-8
When opponent scores first.....	6-16
When leading after...	
6 innings.....	13-3
7 innings.....	13-2
8 innings.....	14-2
When trailing after...	
6 innings.....	3-21
7 innings.....	4-17
8 innings.....	3-17
When tied after...	
6 innings.....	3-0
7 innings.....	0-1
8 innings.....	0-1
Vs. ranked opponents.....	1-3
Vs. Top-10 opponents.....	0-0
One-run games.....	3-5
Two-run games.....	1-3
5+ run games.....	10-13
When scoring...	
0-2 runs.....	0-8
3-5 runs.....	2-8
6-9 runs.....	6-8
10+ runs.....	11-0
When opponent scores...	
0-2 runs.....	6-0
3-5 runs.....	7-3
6-9 runs.....	4-11
10+ runs.....	2-10
When out-hitting opponent.....	13-4
When out-hit by opponent.....	4-18
When hits are tied.....	2-2
When making...	
No errors.....	4-1
1 error.....	6-11
2+ errors.....	9-12
When opponent makes...	
No errors.....	4-13
1 error.....	2-4
2+ errors.....	13-7
When Tech hits...	
No home runs.....	2-10
1 home run.....	7-9
2+ home runs.....	10-5
When opponent hits...	
No home runs.....	9-8
1 home run.....	9-6
2+ home runs.....	1-10
Vs. WAC opponents.....	4-18
At home.....	4-6
On road.....	0-12
Neutral.....	0-0
Vs. Non-conference.....	15-6
At home.....	12-2
On road.....	3-2
Neutral.....	0-2
Vs. 2007 NCAA Tournament Participants.....	1-9

MONTH-BY-MONTH

In February.....	6-1
In March.....	9-10
In April.....	4-12
In May.....	0-0

DAY-BY-DAY

On Monday.....	0-0
On Tuesday.....	5-1
On Wednesday.....	2-1
On Thursday.....	0-2
On Friday.....	2-6
On Saturday.....	5-10
On Sunday.....	5-4

Jericho Jones had hits in his first seven games before going hitless against Ohio State on March 1; the junior is currently riding a nine-game hit streak. **Clay Alexander** saw his eight-game streak come to a close at Nevada, as did **Nick Grunenwald** with his five-game streak.

Drew Thomas had a six-game hit streak before going hitless in the series finale vs. Central Arkansas on March 9.

Going, Going, Goulder!

After going on a tear in WAC play last season, senior first baseman **Albie Goulder** picked up where he left off in the first series of 2008. Goulder hit home runs in each of the first two games, and batted .556 for the series (5-for-9) with 5 RBI. For his efforts, he was named WAC Hitter of the Week, the initial award of the 2008 season. It was his third such honor as he earned the award twice during the 2007 season and was named to the All-WAC first team.

The senior from Scottsdale, Ariz., now stands tied for sixth all-time at Louisiana Tech with 35 career home runs, along with Bryan Myrow and Ed Beuerlein. His career RBI total now stands at 139, good enough for seventh all-time.

Goulder also moved into the school's Top 10 with his 84th career walk against McNeese State. That total is now at 108, moving him ahead of Jim Case for third all-time. He has also been hit by pitch 25 times in his career, tying him for fourth all-time at Tech.

Knotts Named WAC Pitcher of the Week

Senior **Alan Knotts** earned his first WAC Pitcher of the Week award, the Western Athletic Conference office announced Monday, March 3. It was the second WAC award in as many weeks for Louisiana Tech as Albie Goulder earned Hitter of the Week honors last week.

Knotts (1-0, 0.00), a righthander from Shreveport and a product of Captain Shreve High School, earned the honor after getting the win in his second career start, an 8-4 victory over Texas-Arlington on Tuesday, Feb. 26, at J.C. Love Field in Ruston. He pitched 5.1 shutout innings, scattering seven Maverick hits and walking two while striking out four.

BULLDOGS INK EIGHT FOR 2009

Eight high school seniors signed National Letters of Intent in November and will be part of the Louisiana Tech baseball program beginning with the 2008-09 school year. Headlining the class are five players from north or central Louisiana -- Dan Breazeale, Alex Williams, Alan Williams, Ashton Hughes, and Brian Colson. They will join out-of-state signees, Benn Fairbanks, Alex Grunenwald and Kyle Roliard in the 2008-09 class.

With the season shortened by three weeks, rosters limited to 35 players and four-game WAC series, pitching is at a premium. And coach Wade Simoneaux recruited accordingly, signing five hurlers in this year's class. Fairbanks is a hard-throwing righty, and is the brother of former Lady Techster volleyball player Kristen Fairbanks. Alex Williams is a dual threat as a right-handed pitcher and a left-handed hitting first baseman. Alan Williams is a 6-2 lefty that pitches and can also play in the outfield.

Roliard, a 6-5 southpaw, is another combo threat on the mound and as a corner infielder/outfielder. And Colson, a 6-2 righthander, is a power pitcher that can also play on the corners.

The Bulldogs also inked three big bats including the brother of one current Tech player. Alex Grunenwald, whose brother Nick is a junior for the Bulldogs, will play first base and outfield for the 'Dawgs. Hughes, at 5-9, is a scrappy middle infielder that bats left and throws right. And Breazeale will play several positions in the infield, primarily third base.

2008-09 SIGNING CLASS

Name	Pos.	Hometown/Last School
Dan Breazeale	INF	Alexandria, La. (Alexandria Senior HS)
Brian Colson	RHP	Holly Ridge, La. (Rayville HS)
Benn Fairbanks	RHP	Richmond, Texas (Stephen F. Austin HS)
Alex Grunenwald	1B/OF	Merrill, Wis. (Merrill HS)
Ashton Hughes	2B/SS	Monroe, La. (Neville HS)
Kyle Roliard	LHP/1B/OF	Spring, Texas (Klein HS)
Alan Williams	LHP/1B/OF	Mangham, La. (Mangham HS)
Alex Williams	RHP/1B	Alexandria, La. (Menard HS)

TECH vs. GRAMBLING SERIES HISTORY

Year	Location	Result
2008	Grambling	W 13-3
2008	Ruston	W 10-4
2007	Grambling	W 10-7
2007	Ruston	W 8-1
2006	Ruston	W 21-1
2006	Grambling	W 21-2
2005	Ruston	L 10-9
2001	Ruston	W 24-0
2000	Ruston	L 8-9
1992	Shreveport ¹	L 6-3

(Other meeting prior to 1972; no records available)
¹ - College Classic - Shreveport, La.

TECH vs. NEVADA SERIES HISTORY

Year	Location	Result
2008	Reno, Nev.	L 6-4
2008	Reno, Nev.	L 7-6
2008	Reno, Nev.	L 14-3
2008	Reno, Nev.	L 11-6
2007	Reno, Nev.	L 9-7
2007	Reno, Nev.	L 9-0
2007	Reno, Nev.	W 11-10
2006	Ruston	W 10-8
2006	Ruston	W 11-0
2006	Ruston	L 11-5
2005	Ruston	L 11-5
2005	Ruston	L 4-3
2005	Reno, Nev.	L 10-2
2005	Reno, Nev.	L 9-6
2005	Reno, Nev.	W 3-1
2004	Ruston	L 13-7
2004	Ruston	L 13-7
2004	Ruston	L 27-9
2004	Reno, Nev.	L 19-3
2004	Reno, Nev.	L 11-2
2004	Reno, Nev.	L 4-0
2003	Reno, Nev.	L 10-3
2003	Reno, Nev.	L 8-5
2003	Reno, Nev.	L 11-6
2003	Ruston	W 8-3
2003	Ruston	L 7-1
2003	Ruston	L 14-3
2002	Reno, Nev.	L 4-2
2002	Reno, Nev.	L 10-8
2002	Reno, Nev.	W 4-2
2002	Ruston	L 8-7
2002	Ruston	W 13-7
2002	Ruston	L 11-9

BULLDOGS vs. SW ATHLETIC CONFERENCE

School	All-Time Record
Alabama A&M	0-0
Alabama State	0-0
Alcorn State	1-0
Arkansas-Pine Bluff	4-0
Grambling State	8-3
Jackson State	4-0
Mississippi Valley State	8-0
Prairie View A&M	7-0
Southern	2-0
Texas Southern	1-0

BULLDOGS vs. WESTERN ATHLETIC CONF.

School	All-Time Record
Fresno State	14-24
Hawaii	16-23
Nevada	7-27
New Mexico State	5-6
Sacramento State	6-7
San Jose State	16-22

BASEBALL AMERICA TOP 25

Rank	Team	Record
1.	Miami	36-5
2.	North Carolina	38-8
3.	Stanford	25-13
4.	Arizona State	35-7
5.	Florida State	35-7
6.	Nebraska	32-8
7.	Rice	34-11
8.	San Diego	35-11
9.	Oklahoma State	32-11
10.	Texas A&M	37-7
11.	Georgia	29-14
12.	Cal State Fullerton	26-15
13.	UC Irvine	28-10
14.	Wichita State	33-9
15.	Missouri	29-14
16.	California	27-13
17.	South Carolina	31-14
18.	Kentucky	33-11
19.	NC State	30-13
20.	Coastal Carolina	36-9
21.	Michigan	30-10
22.	Vanderbilt	31-13
23.	Oregon State	20-14
24.	St. John's	31-10
25.	Long Beach State	26-15

TECH'S STAT RANKINGS IN THE WAC (4/30)

ALL GAMES	WAC Rank
Batting Average	4th (.295)
Slugging Pct.	4th (.464)
On-Base Pct.	5th (.384)
Runs Scored	4th (286)
Hits	5th (430)
RBI	5th (252)
Doubles	T-6th (67)
Triples	7th (4)
Home Runs	2nd (57)
Total Bases	5th (676)
Walks	3rd (187)
Hit By Pitch	7th (33)
Stolen Bases	2nd (51)
Earned Run Average	5th (5.84)
Opposing Batting Avg.	5th (.298)
Strikeouts	4th (289)

INDIVIDUAL OFFENSE LEADERS	WAC Rank
Batting Avg. .362	Jericho Jones 7th
Slugging Pct. .605	Jericho Jones 6th
On Base Pct. .432	Drew Bunting --
Runs Scored 32	Jericho Jones --
Hits 60	Adam Cobb 6th
Runs Batted In 40	Chris Kersten 10th
Home Runs 11	Albie Goulder 4th
Doubles 9	Chris Kersten --
Triples 2	Adam Cobb T-5th
Stolen Bases 13	Nick Grunenwald T-2nd

INDIVIDUAL PITCHING LEADERS	WAC Rank
ERA 5.23	Dylan Moseley --
Opposing BA .284	Jericho Jones --
Wins 5	Lorio/Jones T-5th
Saves 3	Alex Richard T-5th
Inns. Pitched 55.2	Jericho Jones 8th
Strikeouts 42	Alan Knotts 9th

WAC GAMES ONLY	WAC Rank
Batting Average	6th (.278)
Slugging Pct.	5th (.447)
On-Base Pct.	7th (.361)
Runs Scored	6th (114)
Hits	4th (205)
RBI	6th (108)
Doubles	7th (25)
Triples	T-6th (2)
Home Runs	1st (32)
Total Bases	1st (330)
Walks	6th (83)
Hit By Pitch	7th (15)
Stolen Bases	T-3rd (14)
Earned Run Average	7th (7.90)
Opposing Batting Avg.	7th (.335)
Strikeouts	5th (131)

INDIVIDUAL OFFENSE LEADERS	WAC Rank
Batting Avg. .383	Jericho Jones 9th
Slugging Pct. .704	Jericho Jones 3rd
On Base Pct. .438	Jericho Jones --
Runs Scored 17	Jericho Jones --
Hits 31	Jericho Jones 5th
Runs Batted In 18	Jericho Jones T-8th
Home Runs 7	Jericho Jones 2nd
Doubles 4	Bunting/Alexander --
Triples 1	J. Jones/Richard T-2nd
Stolen Bases 5	Nick Grunenwald T-5th
INDIVIDUAL PITCHING LEADERS	WAC Rank
ERA 6.34	Jericho Jones --
Opposing BA .269	Luke Burnett --
Wins 2	Aaron Lorio T-10th
Saves 0	--
Inns. Pitched 32.2	Jericho Jones 8th
Strikeouts 21	Jones/Knotts --

LOUISIANA TECH HOME RUN LOG

No.	Player (HR)	Game	Date	Opponent	Pitcher	On	Inn.	Out
1	Drew Bunting (1)	1	Feb. 22	McNeese State	Davis	2	1	0
2	Albie Goulder (1)	1	Feb. 22	McNeese State	Davis	1	1	0
3	Chris Kersten (1)	1	Feb. 22	McNeese State	Fontenot	2	7	0
4	Albie Goulder (2) *	2	Feb. 23	McNeese State	Holstein	0	2	0
5	Chris Kersten (2)	2	Feb. 23	McNeese State	Holstein	2	5	1
6	Kevin Winn (1)	3	Feb. 24	McNeese State	Conrad	0	4	2
7	Jericho Jones (1)	3	Feb. 24	McNeese State	Click	1	5	2
8	Adam Cobb (1)	3	Feb. 24	McNeese State	Bailey	1	8	2
9	Jericho Jones (2)	4	Feb. 26	UT-Arlington	Watson	1	7	0
10	Albie Goulder (3)	5	Feb. 26	UT-Arlington	Endsley	1	2	2
11	Jericho Jones (3) *	5	Feb. 26	UT-Arlington	Varner	0	4	0
12	Adam Cobb (2) *	6	Feb. 27	at UL-Monroe	Soignier	0	1	0
13	Chris Kersten (3)	7	Feb. 29	vs. Arkansas	Wells	1	6	0
14	Adam Cobb (3) *	9	Mar. 2	at Texas A&M	Migl	0	1	0
15	Adam Cobb (4)	9	Mar. 2	at Texas A&M	Migl	2	5	2
16	Adam Cobb (5) *	10	Mar. 4	at Baylor	Matthews	0	1	0
17	Albie Goulder (4)	13	Mar. 9	Central Arkansas	Pritchett	0	3	2
18	Nick Grunenwald (1) ^	17	Mar. 15	Tennessee-Martin	Patterson	1	6	1
19	Matt Combs (1) ^	17	Mar. 15	Tennessee-Martin	Patterson	0	6	1
20	Chris Bohannon (1)	18	Mar. 16	Tennessee-Martin	Lantz	3	2	1
21	Nick Grunenwald (2)	18	Mar. 16	Tennessee-Martin	Walker	0	7	1
22	Chris Kersten (4)	19	Mar. 18	Grambling State	Banks	0	3	1
23	Albie Goulder (5)	20	Mar. 20	at Nevada	Howe	3	1	1
24	Albie Goulder (6) *	20	Mar. 20	at Nevada	Miller	0	9	0
25	Nick Grunenwald (3)	21	Mar. 21	at Nevada	Scurry	1	3	0
26	Chris Kersten (5)	22	Mar. 22	at Nevada	Garcia	0	3	2
27	Adam Cobb (6) *	24	Mar. 28	San Jose State	Hennessey	0	9	0
28	Chris Kersten (6)	25	Mar. 29	San Jose State	Berner	1	6	0
29	Albie Goulder (7)	26	Mar. 29	San Jose State	Sobczak	1	2	0
30	Clay Alexander (1) *	26	Mar. 29	San Jose State	Shopshire	0	5	0
31	Jericho Jones (4)	26	Mar. 29	San Jose State	Shopshire	0	5	1
32	Jericho Jones (5)	26	Mar. 29	San Jose State	Shopshire	1	9	1
33	Matt Combs (2)	27	Apr. 3	Sacramento State	Ramirez	1	5	0
34	Jericho Jones (6)	28	Apr. 5	Sacramento State	York	1	3	0
35	Clay Alexander (2)	28	Apr. 5	Sacramento State	York	0	6	2
36	Jericho Jones (7)	29	Apr. 5	Sacramento State	Smith	1	1	1
37	Jericho Jones (8)	30	Apr. 11	at Fresno State	Wilson	3	1	0
38	Clint Ewing (1)	31	Apr. 12	at Fresno State	Allison	3	4	2
39	Albie Goulder (8)	31	Apr. 12	at Fresno State	Sprague	1	5	1
40	Chris Kersten (7)	34	Apr. 18	at San Jose State	Berner	0	4	1
41	Matt Combs (3) ^	38	Apr. 23	Northwestern State	Broughton	1	2	2
42	Adam Cobb (7) ^	38	Apr. 23	Northwestern State	Broughton	0	2	2
43	Clay Alexander (3)	39	Apr. 25	Hawaii	Alexander	1	7	2
44	Clay Alexander (4) ^	40	Apr. 26	Hawaii	Rhodes	0	4	1
45	Jericho Jones (9) ^	40	Apr. 26	Hawaii	Rhodes	0	4	1
46	Albie Goulder (9) ^	40	Apr. 26	Hawaii	Rhodes	0	4	1
47	Jericho Jones (10) ^	41	Apr. 26	Hawaii	Bates	2	5	2
48	Albie Goulder (10) ^	41	Apr. 26	Hawaii	Capaul	0	5	2
49	Chris Kersten (8) ^	41	Apr. 26	Hawaii	Capaul	0	5	2
50	Chris Kersten (9)	41	Apr. 26	Hawaii	Slaats	3	7	1
51	Kevin Winn (2)	42	Apr. 27	Hawaii	Daly	0	1	2
52	Nick Grunenwald (4) *	42	Apr. 27	Hawaii	Daly	0	4	0
53	Chris Kersten (10) *	42	Apr. 27	Hawaii	Daly	0	5	0
54	Nick Grunenwald (5)	42	Apr. 27	Hawaii	Daly	1	9	0
55	Chris Bohannon (2)	42	Apr. 27	Hawaii	Kramer	1	9	0
56	Clint Ewing (2) \$	42	Apr. 27	Hawaii	Kahn	2	9	1
57	Albie Goulder (11)	43	Apr. 29	at Grambling State	Breaux	1	5	0

* Leadoff Home Run

^ Back-to-Back Home Runs

\$ Walk-Off Home Run

2008 SCHEDULE/RESULTS

Overall: 19-24 • WAC: 4-18 • Home: 16-8 • Away: 3-14 • Neutral: 0-2

Date	Opponent	Score	R-H-E	R-H-E	Inn.	Overall	WAC	Tech Pitcher of Record	Att.	Time
2/22	McNEESE STATE	W 14-5	14-14-0	5-8-2	9	1-0	0-0	Bradshaw (1-0)	1184	3:05
2/23	McNEESE STATE	W 13-1	13-10-0	1-3-2	9	2-0	0-0	J. Jones (1-0)	1123	2:25
2/24	McNEESE STATE	W 17-0	17-19-2	0-5-0	9	3-0	0-0	Moseley (1-0)	1095	2:37
2/26	TEXAS-ARLINGTON (DH-1)	W 8-4	8-7-4	4-10-4	9	4-0	0-0	Knotts (1-0)	--	3:00
2/26	TEXAS-ARLINGTON (DH-2)	W 8-1	8-11-1	1-5-2	9	5-0	0-0	LeBreton (1-0)	569	2:07
2/27	at UL-Monroe	W 11-7	11-14-1	7-9-4	9	6-0	0-0	J. Jones (2-0)	2405	3:17
2/29	^ vs. #30 Arkansas	L 9-8	8-13-1	9-13-3	9	6-1	0-0	Lorio (0-1)	488	3:30
3/1	^ vs. Ohio State	L 7-4	4-11-2	7-15-3	9	6-2	0-0	Moseley (1-1)	352	3:01
3/2	^ at #28 Texas A&M	L 7-4	4-4-2	7-13-2	9	6-3	0-0	J. Jones (2-1)	3649	2:56
3/4	at #11 Baylor	W 9-6	9-11-4	6-8-2	9	7-3	0-0	Lorio (1-1)	2591	3:01
3/5	at #11 Baylor	L 7-6	6-10-1	7-11-2	9	7-4	0-0	Burnett (0-1)	2545	3:04
3/8	CENTRAL ARKANSAS	L 5-0	0-10-2	5-7-1	9	7-5	0-0	Moseley (1-2)	583	3:00
3/9	CENTRAL ARKANSAS (DH-1)	W 3-0	3-7-0	0-3-1	7	8-5	0-0	J. Jones (3-1)	--	1:53
3/9	CENTRAL ARKANSAS (DH-2)	W 5-4	5-8-2	4-9-1	9	9-5	0-0	Lorio (2-1)	838	3:23
3/11	UL-LAFAYETTE	L 11-2	2-6-7	11-11-2	9	9-6	0-0	LeBreton (1-1)	956	2:48
3/14	TENNESSEE-MARTIN	W 8-5	8-8-2	5-9-0	9	10-6	0-0	Lorio (3-1)	1288	2:46
3/15	TENNESSEE-MARTIN	W 6-1	6-8-1	1-4-0	9	11-6	0-0	Knotts (2-0)	1194	2:11
3/16	TENNESSEE-MARTIN	W 11-6	11-10-1	6-10-5	9	12-6	0-0	J. Jones (4-1)	758	2:33
3/18	GRAMBLING STATE	W 10-4	10-10-0	4-10-4	9	13-6	0-0	C. Jones (1-0)	459	3:01
3/20	* at Nevada	L 11-6	6-5-1	11-14-0	9	13-7	0-1	Bradshaw (1-1)	682	4:50
3/21	* at Nevada	L 14-3	3-5-1	14-18-1	7	13-8	0-2	Knotts (2-1)	720	2:29
3/22	* at Nevada (DH-1)	L 6-7	6-10-1	7-11-0	9	13-9	0-3	Lassere (0-1)	--	3:01
3/22	* at Nevada (DH-2)	L 6-4	4-14-0	6-8-0	9	13-10	0-4	Lorio (3-2)	923	2:59
3/28	* SAN JOSE STATE	L 11-6	6-11-2	11-12-0	9	13-11	0-5	Burnett (0-2)	1130	3:07
3/29	* SAN JOSE STATE (DH-1)	W 7-2	7-9-1	2-7-4	9	14-11	1-5	J. Jones (5-1)	--	2:47
3/29	* SAN JOSE STATE (DH-2)	W 12-11	12-15-2	11-14-3	(14)	15-11	2-5	Lorio (4-2)	988	5:04
3/30	* SAN JOSE STATE					Canceled/Rain				
4/2	at Northwestern State					PPD/Field Conditions				
4/3	* SACRAMENTO STATE	L 17-2	2-4-1	17-16-0	7	15-12	2-6	Bradshaw (1-2)	688	2:24
4/4	* SACRAMENTO STATE					Canceled/Rain				
4/5	* SACRAMENTO STATE (DH-1)	L 13-7	7-16-1	13-16-2	9	15-13	2-7	J. Jones (5-2)	--	2:46
4/5	* SACRAMENTO STATE (DH-2)	L 6-4	4-13-2	6-11-0	9	15-14	2-8	Moseley (1-3)	873	2:50
4/11	* at Fresno State	L 14-5	5-10-4	14-14-0	9	15-15	2-9	Lassere (0-2)	1783	3:00
4/12	* at Fresno State (DH-1)	L 9-8	8-14-2	9-11-1	9	15-16	2-10	Lorio (4-3)	--	3:00
4/12	* at Fresno State (DH-2)	L 11-1	1-3-3	11-11-0	7	15-17	2-11	Burnett (0-3)	2022	2:07
4/13	* at Fresno State	L 8-0	0-5-1	8-8-0	9	15-18	2-12	Moseley (1-4)	1571	2:46
4/18	* at San Jose State	L 11-1	1-5-1	11-14-0	7	15-19	2-13	Richard (0-1)	385	2:26
4/19	* at San Jose State (DH-1)	L 8-3	3-9-2	8-11-0	9	15-20	2-14	J. Jones (5-3)	--	2:43
4/19	* at San Jose State (DH-2)	L 3-2	2-6-1	3-7-2	9	15-21	2-15	Knotts (2-2)	311	2:40
4/20	* at San Jose State	L 4-2	2-9-2	4-11-0	9	15-22	2-16	Moseley (1-5)	348	2:41
4/23	NORTHWESTERN STATE	W 12-10	12-18-4	10-12-3	9	16-22	2-16	Lassere (1-2)	673	2:56
4/25	* HAWAII	L 13-7	7-13-1	13-14-0	9	16-23	2-17	Burnett (0-4)	749	3:10
4/26	* HAWAII (DH-1)	L 4-8	4-8-2	8-15-1	9	16-24	2-18	J. Jones (5-4)	--	2:29
4/26	* HAWAII (DH-2)	W 14-4	14-11-2	4-5-2	7	17-24	3-18	Knotts (3-2)	691	2:35
4/27	* HAWAII	W 10-9	10-10-3	9-16-0	9	18-24	4-18	Lorio (5-3)	580	2:55
4/29	at Grambling State	W 13-3	13-16-1	3-8-3	9	19-24	4-18	Anderson (1-0)	139	2:41
5/2	* NEVADA									
5/3	* NEVADA (DH-1)									
5/3	* NEVADA (DH-2)									
5/4	* NEVADA									
5/6	at UL-Lafayette									
5/7	at Northwestern State									
5/13	UL-MONROE									
5/16	* at New Mexico State (DH-1)									
5/16	* at New Mexico State (DH-2)									
5/17	* at New Mexico State									
5/18	* at New Mexico State									

* Western Athletic Conference game

^ Domino's Pizza Classic -- College Station, Texas

Home games in ALL CAPS

GAME/SERIES RECAPS

McNEESE STATE • Feb. 22-24



Feb. 22 14-5 **Win**
Feb. 23 13-1 **Win**
Feb. 24 17-0 **Win**

Louisiana Tech opened the 2008 season with a three-game sweep of in-state foe McNeese State... Tech scored 44 runs in the three-game series...Albie Goulder was named WAC Hitter of the Week for his 5-for-9 (.556), 2 HR, 5 RBI effort in the series...Chris Kersten was equally impressive, batting .455 with a pair of homers and 10 RBI for the weekend...Tech hit eight home runs in the series...Tech hit .391 as a team.

TEAM STATS		Tech	McNeese
Batting Average		.391	.172
Runs		44	6
Hits		43	16
RBI's		40	6
2B-3B-HR		8-0-8	4-0-2
Walks		16	10
Stolen Bases		5-5	0-1
ERA		2.00	14.62
Innings Pitched		27.0	24.0
Runs Allowed (Earned)		6 (6)	44 (39)
Strikeouts		29	16
	Win	Loss	Save
Fri.	Bradshaw (1-0)	Davis (0-1)	None
Sat.	J. Jones (1-0)	Holstein (0-1)	None
Sun.	Moseley (1-0)	Conrad (0-1)	None

UT-ARLINGTON • Feb. 25



Game 1 8-4 **Win**
Game 2 8-1 **Win**

Jericho Jones hit two home runs, Albie Goulder hit his third of the year, and the Bulldogs swept a doubleheader from UT-Arlington...Mike LeBreton and Alan Knotts were solid on the mound for Tech, as was the bullpen...Tech only gave up one earned run in 18 innings...Jones batted .600 on the day... Four Bulldogs had 3 hits (Jones, Kersten, Goulder, Cobb)...All four have hit safely in all five games so far.

TEAM STATS		Tech	UTA
Batting Average		.269	.214
Runs		16	5
Hits		18	15
RBI's		13	5
2B-3B-HR		1-0-3	1-0-1
Walks		13	3
Stolen Bases		2-3	2-2
ERA		0.50	5.62
Innings Pitched		18.0	16.0
Runs Allowed (Earned)		5 (1)	16 (10)
Strikeouts		13	11
	Win	Loss	Save
Game 1	Knotts (1-0)	Robinson (0-1)	Richard (1)
Game 2	LeBreton (1-0)	Donovan (0-1)	None

at ULM • Feb. 26



Feb. 26 11-7 **Win**

A back-and-forth game swung in the Bulldogs' favor, thanks to timely hitting in the seventh and ninth innings...Jericho Jones went 3.1 innings in relief with six strikeouts; also went 3-5 at the plate with 3 runs scored...Aaron Lorio got the save; moved into Top 10 all-time with his 56th appearance... Jones, Chris Kersten, Adam Cobb and Albie Goulder kept alive their six-game hitting streaks.

TEAM STATS		Tech	ULM
Batting Average		.333	.265
Runs		11	7
Hits		14	9
RBI's		9	6
2B-3B-HR		2-0-1	1-0-3
Walks		3	6
Stolen Bases		5-6	0-1
ERA		7.00	7.00
Innings Pitched		9.0	9.0
Runs Allowed (Earned)		7 (7)	11 (7)
Strikeouts		14	11
	Win	Loss	Save
2/27	J. Jones (2-0)	Jennings (0-1)	Lorio (1)

vs. #30 ARKANSAS • Feb. 29



Feb. 29 9-8 **Loss**

Tech dropped the opening game of the Domino's Pizza Classic in College Station, Texas in heartbreaking fashion...Arkansas' Aaron Murphree hit a 2-run walk-off homer in the 9th to give the Hogs the win... Goulder, J. Jones, Cobb and Kersten each hit safely in their seventh straight game...Kersten hit his third home run, a 400+ foot shot to dead center...Tech scored 8 runs for the 7th straight game...

TEAM STATS		Tech	Hogs
Batting Average		.351	.351
Runs		8	9
Hits		13	13
RBI's		7	8
2B-3B-HR		1-0-1	3-0-2
Walks		5	5
Stolen Bases		2-3	0-0
ERA		8.00	7.00
Innings Pitched		8.1	9.0
Runs Allowed (Earned)		9 (8)	8 (7)
Strikeouts		4	11
	Win	Loss	Save
Fri.	Hill (1-0)	Lorio (0-1)	None

vs. OHIO STATE • March 1



Mar. 1 7-4 **Loss**

The Bulldogs went cold over the first six innings and a furious rally would not be enough to overcome the Buckeyes' pitching and defense...First time all year Tech did not hit a home run...Bulldogs struck out 13 times...Tech twice cut the deficit to two but gave runs both times...Cobb, Alexander and Kersten each had two hits.

TEAM STATS		Tech	Ohio St.
Batting Average		.268	.395
Runs		4	7
Hits		11	15
RBI's		3	7
2B-3B-HR		1-0-0	3-0-0
Walks		1	3
Stolen Bases		0-0	0-0
ERA		6.00	2.00
Innings Pitched		8.0	9.0
Runs Allowed (Earned)		7 (6)	4 (2)
Strikeouts		2	13
	Win	Loss	Save
Sat.	Wolosiansky (2-0)	Moseley (1-1)	Meister (2)

at #28 TEXAS A&M • March 2



Mar. 2 7-4 **Loss**

Adam Cobb's two home runs were all the offense Tech could muster in a 7-4 loss...Tech had only four hits in the game, a season-low...The teams combined for 5 home runs on a windy, cloudy day in College Station...Tech's bullpen was solid, allowing only one run...Cobb and Chris Kersten were named to the All-Tournament team.

TEAM STATS		Tech	A&M
Batting Average		.125	.361
Runs		4	7
Hits		4	13
RBI's		4	7
2B-3B-HR		0-0-2	2-0-3
Walks		3	4
Stolen Bases		1-1	2-3
ERA		5.00	1.00
Innings Pitched		27.0	27.0
Runs Allowed (Earned)		7 (5)	4 (1)
Strikeouts		8	8
	Win	Loss	Save
Sun.	Migl (1-0)	J. Jones (2-1)	Starling (3)

GAME/SERIES RECAPS

at #11 BAYLOR • Mar. 4-5



Mar. 4 9-6 Win
Mar. 5 7-6 Loss

Tech split a mid-week series at Baylor with both games coming down to the wire...The Bulldogs rallied with five runs in the ninth to win the first game 9-6; rallied from a 7-1 deficit but left the tying run on third in the ninth to drop the second game 7-6... Adam Cobb had a leadoff homer and a leadoff triple in the series...Luke Burnett was rocked in his third start, giving up all seven earned runs.

TEAM STATS		Tech	Baylor
Batting Average		.292	.275
Runs		15	13
Hits		21	19
RBI's		13	10
2B-3B-HR		3-1-1	2-1-2
Walks		12	7
Stolen Bases		1-2	5-5
ERA		5.29	6.50
Innings Pitched		17.0	18.0
Runs Allowed (Earned)		13 (10)	15 (13)
Strikeouts		16	14
		Win	Loss
Tues.	Lorio (1-1)	Cassavecchia (0-1)	None
Wed.	Mackey (2-0)	Burnett (0-1)	Cassavecchia (4)

CENTRAL ARKANSAS • Mar. 8-9



Mar. 8 5-0 Loss
Mar. 9 G1 3-0 (7) Win
Mar. 9 G2 5-4 Win

The Bulldogs were outscored in the series, but managed to pull out a win with a doubleheader sweep on Sunday...Friday's game snowed out... Cobb extended hitting streak to 14 games; hit .600 in series...Wasted great performance from Moseley on Saturday...Jones and Lorio got pitching wins Sunday...Hit into 4 DP on Saturday, 11 LOB...Goulder hit fourth HR of season in Game 1 Sunday.

TEAM STATS		Tech	UCA
Batting Average		.298	.207
Runs		8	9
Hits		25	19
RBI's		7	6
2B-3B-HR		8-0-1	4-0-0
Walks		14	7
Stolen Bases		6-8	4-6
ERA		2.52	2.74
Innings Pitched		25.0	23.0
Runs Allowed (Earned)		9 (7)	8 (7)
Strikeouts		20	13
		Win	Loss
Sat.	Dunn (1-1)	Moseley (1-2)	Wild (1)
Sun-1	J. Jones (3-1)	Pritchett (2-1)	Bradshaw (1)
Sun-2	Lorio (2-1)	Humphrey (1-1)	Richard (2)

UL-LAFAYETTE • Mar. 11



Mar. 11 11-2 Loss

Tech tied a 27-year-old school record by committing seven errors against ULL...Only two positions, left field and second base, did not have an error in the game...All of Tech's runs and most hits came with two out...Only earned runs for ULL came on a 2-run homer in 1st inning...Tech has lost three in a row to its former conference rival...Cobb's 14-game hitting streak ended; has still reached base safely in every game.

TEAM STATS		Tech	ULL
Batting Average		.182	.297
Runs		2	11
Hits		6	11
RBI's		1	9
2B-3B-HR		1-0-0	1-0-2
Walks		4	6
Stolen Bases		0-1	1-2
ERA		2.00	1.00
Innings Pitched		9.0	9.0
Runs Allowed (Earned)		11 (2)	2 (1)
Strikeouts		4	6
		Win	Loss
Tues.	Cook (2-0)	LeBreton (1-1)	None

TENN.-MARTIN • Mar. 14-16



Mar. 14 8-5 Win
Mar. 15 6-1 Win
Mar. 16 11-6 Win

Tech weathered storms and the Skyhawks on Friday and came away with a 3-game sweep of UT-Martin...Nick Grunenwald batted .636 on the weekend with a pair of home runs...Chris Bohannon got his first career hit -- a grand slam on Sunday...Clay Alexander extended his hitting streak to six games... Matt Combs hit his first homer of the season...Cobb stole home as Friday's game resumed on Saturday..

TEAM STATS		Tech	UTM
Batting Average		.286	.228
Runs		25	12
Hits		26	23
RBI's		17	11
2B-3B-HR		5-1-4	1-0-3
Walks		17	4
Stolen Bases		6-7	1-3
ERA		3.67	8.25
Innings Pitched		27.0	24.0
Runs Allowed (Earned)		12 (11)	25 (22)
Strikeouts		22	12
		Win	Loss
Fri.	Lorio (3-0)	Cates (0-3)	None
Sat.	Knotts (2-0)	Patterson (0-1)	None
Sun.	J. Jones (4-1)	Lantz (0-3)	Richard (3)

GRAMBLING • Mar. 18



Mar. 18 10-4 Win

The Bulldogs dodged raindrops throughout the night and beat their Lincoln Parish rivals for the fifth straight time...Eight Bulldogs combined for 10 hits on the night, including a home run by Chris Kersten...Wind was blowing straight in all night... Tech used six pitchers in the game; Casey Jones got his first collegiate win...Mike LeBreton was very effective, pitching three innings of shutout ball...Chris Bohannon had his first career multi-hit game...

TEAM STATS		Tech	GSU
Batting Average		.323	.286
Runs		10	4
Hits		10	10
RBI's		7	4
2B-3B-HR		2-0-1	3-0-0
Walks		7	5
Stolen Bases		6-7	1-1
ERA		4.00	9.00
Innings Pitched		9.0	8.0
Runs Allowed (Earned)		4 (4)	10 (8)
Strikeouts		9	2
		Win	Loss
Tues.	C. Jones (1-0)	Banks (0-3)	None

* at NEVADA • Mar. 20-22 *



Mar. 20 11-6 Loss
Mar. 21 14-3 (7) Loss
M22 G1 7-6 Loss
M22 G2 6-4 Loss

It was a rough opening of WAC play for Tech, getting swept in four games at Nevada...Tech had leads of at least three runs in 3 of 4 games...The Bulldogs had 14 hits in Game 4 but only managed four runs... Tech dropped to 3-14 all-time at Peccole Park...Albie Goulder hit two home runs; Chris Kersten and Nick Grunenwald hit one each...Nevada ripped 25 extra-base hits in the series...Wasted great pitching from Jericho Jones in fourth game...

TEAM STATS		Tech	Nevada
Batting Average		.272	.370
Runs		19	38
Hits		34	51
RBI's		19	36
2B-3B-HR		8-1-4	16-3-6
Walks		16	17
Stolen Bases		4-8	4-5
ERA		10.09	5.03
Innings Pitched		30.1	34.0
Runs Allowed (Earned)		38 (34)	19 (19)
Strikeouts		29	34
		Win	Loss
Thurs.	Howe (2-0)	Bradshaw (1-1)	None
Fri.	Scurry (3-2)	Knotts (2-1)	None
Sat. G1	Achelpohl (1-0)	Lassere (0-1)	None
Sat. G2	Rivera (1-1)	Lorio (3-2)	None

GAME/SERIES RECAPS

* SAN JOSE ST. • Mar. 28-29 *



Mar. 28 11-6 Loss
Mar. 29 G1 7-2 Win
Mar. 29 G2 12-11⁽¹⁴⁾ Win
Mar. 30 (Rained Out)

Tech finally got on the winning track in WAC play, taking a doubleheader from San Jose State...The Bulldogs played their longest game in nine years with a 14-inning, five-hour marathon on Saturday, a 12-11 Bulldog win...Jericho Jones was the day's hero, pitching 7.1 stellar innings in the first game and going 5-for-7 at the plate in the nightcap with two home runs...The Bulldogs hit six home runs in the series (Jones 2, Goulder, Kersten, Cobb, Alexander)

TEAM STATS		Tech	SJSU
Batting Average		.287	.258
Runs		25	24
Hits		35	33
RBI's		22	21
2B-3B-HR		3-0-6	7-1-3
Walks		20	23
Stolen Bases		3-4	8-9
ERA		5.34	6.00
Innings Pitched		32.0	30.0
Runs Allowed (Earned)		24 (19)	25 (20)
Strikeouts		18	22
Win		Loss	Save
Fri.	Peterson (2-2)	Burnett (0-2)	None
Sat-1	J. Jones (5-1)	Berner (0-5)	None
Sat-2	Lorio (4-2)	Vega (1-1)	None

* SACRAMENTO ST. • Apr. 3-5 *



Apr. 3 17-2⁽⁷⁾ Loss
Apr. 4 (Rained Out)
Apr. 5 G1 13-7 Loss
Apr. 6 G2 6-4 Loss

The momentum from the San Jose series would prove to be short-lived as Tech got swept at home in a WAC series (3 or more games) for the first time since 2004...Tech outhit Sac St in one game and equaled the hit total in another, but could not push runners across the plate...State hit 12 home runs in the 3 games after having 16 total coming into the weekend...Kevin Winn reached base safely seven straight times in the series...Jericho Jones hit 2 HR.

TEAM STATS		Tech	Sac State
Batting Average		.324	.387
Runs		13	36
Hits		33	43
RBI's		11	34
2B-3B-HR		0-1-4	7-1-12
Walks		8	14
Stolen Bases		0-1	3-5
ERA		12.24	3.96
Innings Pitched		25.0	25.0
Runs Allowed (Earned)		36 (34)	13 (11)
Strikeouts		15	19
Win		Loss	Save
Thu.	Ramirez (3-2)	Bradshaw (1-2)	None
Sat-1	York (2-4)	J. Jones (5-2)	Elrod (1)
Sat-2	Smith (2-0)	Moseley (1-3)	Roth (2)

* at FRESNO STATE • Apr. 11-13 *



Apr. 11 14-5 Loss
Apr. 12 G1 9-8 Loss
Apr. 12 G2 11-1⁽⁷⁾ Loss
Apr. 13 8-0 Loss

Tech was swept for the third time in four WAC series, dropping all four games at Fresno State...Tech blew leads of four and six runs in the first two games, respectively, including a 7-1, sixth-inning lead in Saturday's first game...Clint Ewing got his first career hit, a grand slam, in Saturday's first game...Tech was run-ruled for the third time in conference play...Bulldogs dropped to 2-12 away from J.C. Love Field this year.

TEAM STATS		Tech	Fresno
Batting Average		.248	.338
Runs		14	42
Hits		32	44
RBI's		14	33
2B-3B-HR		2-0-3	7-0-5
Walks		14	19
Stolen Bases		2-2	7-8
ERA		9.10	2.65
Innings Pitched		30.2	34.0
Runs Allowed (Earned)		42 (31)	14 (10)
Strikeouts		26	43
Win		Loss	Save
Fri.	Wilson (3-4)	Lassere (0-2)	None
Sat-1	Burke (4-3)	Lorio (4-3)	None
Sat-2	Scheppers (5-2)	Burnett (0-3)	None
Sun.	Miller (5-0)	Moseley (1-4)	Burke (2)

* at SAN JOSE ST. • Apr. 18-20 *



Apr. 18 11-1 Loss
Apr. 19 G1 8-3 Loss
Apr. 19 G2 3-2 Loss
Apr. 20 4-2 Loss

Tech continued to struggle in WAC play, dropping its 11th in a row at San Jose State...The Bulldogs managed only eight runs in the four-game series...Pitching was much-improved with Luke Burnett, Andrew Lassere and Dylan Moseley putting together their best outings of the season...Tech hitters could not put the ball in play consistently, striking out 40 times over the four-game series...Albie Goulder extended his hitting streak to 10 games.

TEAM STATS		Tech	SJSU
Batting Average		.236	.333
Runs		8	26
Hits		29	43
RBI's		8	25
2B-3B-HR		6-0-1	10-1-0
Walks		14	22
Stolen Bases		4-5	2-3
ERA		4.75	1.85
Innings Pitched		30.1	34.0
Runs Allowed (Earned)		26 (16)	8 (7)
Strikeouts		14	40
Win		Loss	Save
Fri.	Berner (2-5)	Richard (0-1)	None
Sat-1	Peterson (3-4)	J. Jones (5-3)	None
Sat-2	Vega (2-2)	Knotts (2-2)	None
Sun.	Adams (2-0)	Moseley (1-5)	None

NORTHWESTERN ST. • Apr. 23



Apr. 23 12-10 Win

The Bulldogs finally broke through with a victory and snapped an 11-game losing streak...Matt Combs and Adam Cobb hit back-to-back home runs as part of a 6-run second inning...Ten of Tech's 12 runs were scored with 2 outs...It was the second-highest hit total of the season for the Bulldogs (19 vs. McNeese)...Tech snapped a five-game losing streak to NSU dating back to 2003...Kevin Winn went 4-for-5 in the game; three other players had 3 hits each.

TEAM STATS		Tech	NSU
Batting Average		.462	.343
Runs		12	10
Hits		18	12
RBI's		11	9
2B-3B-HR		5-0-2	1-0-1
Walks		5	4
Stolen Bases		3-4	0-1
ERA		8.00	11.25
Innings Pitched		9.0	8.0
Runs Allowed (Earned)		10 (8)	12 (10)
Strikeouts		6	6
Win		Loss	Save
Wed.	Lassere (1-2)	Broughton (3-4)	Knotts (1)

* HAWAII • Apr. 25-27 *



Apr. 25 13-7 Loss
Apr. 26 G1 8-4 Loss
Apr. 26 G2 14-4 Win
Apr. 27 10-9 Win

Tech got its first pair of WAC wins in a month, winning Sunday's game in dramatic fashion...Rallied from six runs down in the 9th inning to win...Clint Ewing's walk-off 3-run homer gave Tech the victory...Bulldogs hit 14 home runs in the four-game series...Alan Knotts pitched the first complete game of the year for Tech on Saturday...Tech went back-to-back-to-back in back-to-back games on Saturday...10 different 'Dawgs hit home runs during the week.

TEAM STATS		Tech	Hawai'i
Batting Average		.311	.331
Runs		35	34
Hits		42	50
RBI's		34	32
2B-3B-HR		6-0-14	11-2-3
Walks		11	13
Stolen Bases		1-3	3-3
ERA		6.88	9.27
Innings Pitched		34.0	33.0
Runs Allowed (Earned)		34 (26)	35 (34)
Strikeouts		29	30
Win		Loss	Save
Fri.	Alexander (6-3)	Burnett (0-4)	None
Sat-1	Schneider (3-2)	J. Jones (5-4)	Daly (2)
Sat-2	Knotts (3-2)	Bates (0-1)	None
Sun.	Lorio (5-3)	Kahn (2-2)	None

GAME/SERIES RECAPS

at GRAMBLING • Apr. 29



Apr. 29 13-3 Win

A seven-run first inning would be all the offense Tech would need in a 13-3 victory at Grambling State...Numerous Bulldogs saw playing time in the game, including at-bats for a pair of pitchers for the first time (Knotts, Moseley)...John Anderson got his first Division I win with five strikeouts in 2 innings...Albie Goulder hit his 11th home run of the year...Goulder and Adam Cobb had three hits apiece.

TEAM STATS	Tech	GSU
Batting Average	.390	.229
Runs	13	3
Hits	16	8
RBI's	12	3
2B-3B-HR	5-0-1	1-2-0
Walks	3	3
Stolen Bases	0-2	1-1
ERA	3.00	13.00
Innings Pitched	9.0	9.0
Runs Allowed (Earned)	3 (3)	13 (13)
Strikeouts	11	3
	Win	Loss
Tues.	Anderson (1-0)	Breaux (0-2)
		Save
		None

BULLDOG PITCHERS



**JOHN
ANDERSON • 31**
RHP • 6-2 • 195 • So.
SHREVEPORT, LA.
(BOSSIER PARISH CC)



**JAMEY
BRADSHAW • 19**
LHP • 6-1 • 195 • So.
CHOUDRANT, LA.
(CHOUDRANT HS)

Year	ERA	W	L	App.	GS	CG	SHO	CBO	SV	IP	H	R	ER	BB	SO
2008	5.85	1	0	11	1	0	0	1	0	20.0	27	13	13	11	24
TOTAL	5.85	1	0	11	1	0	0	1	0	20.0	27	13	13	11	24

Career Highs

Innings Pitched (starter): 2.0 at Grambling State (4/29/08)
Innings Pitched (relief): 3.0 at Nevada (3/21/08)
Strikeouts: 5 at Grambling State (4/29/08)
5 at Nevada (3/21/08)
Walks: 4 vs. San Jose State (3/29/08)
Hits Allowed: 9 at Nevada (3/21/08)
Runs Allowed: 6 at Nevada (3/21/08)
Earned Runs Allowed: 6 at Nevada (3/21/08)

Game-By-Game Breakdown

2008	Opponent	W-L-S	IP	H	R	ER	BB	SO
Feb. 24	McNeese State	—	1.0	0	0	0	1	2
Feb. 26	UT-Arlington	—	2.0	0	0	0	0	4
Mar. 1	vs. Ohio State	—	1.0	2	1	1	1	0
Mar. 15	Tenn.-Martin	—	1.0	0	0	0	0	1
Mar. 18	Grambling	—	1.1	2	0	0	1	2
Mar. 21	at Nevada	—	3.0	9	6	6	2	5
Mar. 29	San Jose State	—	2.0	2	0	0	4	2
Apr. 5	Sacramento State	—	2.2	4	2	2	1	1
Apr. 13	at Fresno State	—	0.2	2	2	2	1	0
Apr. 23	Northwestern State	—	2.0	1	0	0	0	0
Apr. 27	Hawaii	—	0.2	2	0	0	0	1
Apr. 29	at Grambling *	W	2.0	2	1	1	0	5

Year	ERA	W	L	App.	GS	CG	SHO	CBO	SV	IP	H	R	ER	BB	SO
2007	7.23	0	1	14	5	0	0	0	0	23.2	31	25	19	16	13
2008	6.26	1	2	13	2	0	0	1	1	27.1	33	30	19	18	28
TOTAL	6.71	1	3	27	7	0	0	1	1	51.0	64	55	38	34	41

Career Highs


Innings Pitched (starter): 5.0 vs. Toledo (3/7/07)
Innings Pitched (relief): 3.0 vs. McNeese State (2/22/08)
Strikeouts: 6 vs. Hawaii (4/25/08)
6 vs. McNeese State (2/22/08)
Walks: 4 vs. San Jose State (3/29/08)
Hits Allowed: 8 vs. Toledo (3/7/07)
Runs Allowed: 5 vs. Hawaii (4/25/08)
5 vs. Fresno State (3/23/07)
5 vs. San Jose State (3/29/08)
Earned Runs Allowed: 5 vs. Fresno State (3/23/07)

Game-By-Game Breakdown


2007	Opponent	W-L-S	IP	H	R	ER	BB	SO
Feb. 4	Arkansas	—	0.2	1	1	0	0	0
Feb. 11	at UT-Arlington	—	1.0	2	3	3	3	1
Feb. 14	Jackson State	—	1.1	1	0	0	1	2
Feb. 17	McNeese State	—	0.2	1	2	0	2	1
Feb. 20	Nicholls State *	—	3.1	3	2	1	3	0
Feb. 25	UL-Monroe	—	0.0	0	0	0	0	0
Mar. 7	Toledo *	—	5.0	8	4	4	1	4
Mar. 12	at Lamar *	—	3.2	6	2	2	0	2
Mar. 23	Fresno State	—	2.1	3	5	5	2	0
Mar. 28	at Northwestern St. *	L	3.1	1	4	2	2	1
Apr. 10	Grambling St. *	—	1.0	3	1	1	0	0
Apr. 22	at Hawai'i	—	0.0	1	1	1	0	0
May 16	at UL-Monroe	—	0.1	0	0	0	0	0
May 24	vs. San Jose State	—	1.0	1	0	0	2	2

2008	Opponent	W-L-S	IP	H	R	ER	BB	SO
Feb. 22	McNeese State	W	3.0	3	1	1	1	6
Feb. 26	UT-Arlington	—	2.0	3	4	0	1	0
Feb. 29	vs. Arkansas	—	2.1	2	2	2	3	1
Mar. 8	Central Arkansas	S	1.2	0	0	0	0	1
Mar. 14	Tenn.-Martin	—	2.1	4	2	1	0	4
Mar. 20	at Nevada	L	2.2	3	2	2	1	3
Mar. 29	San Jose State *	—	3.1	5	5	4	4	0
Apr. 3	Sacramento State *	L	0.1	4	4	4	1	0
Apr. 12	at Fresno State	—	2.0	1	3	0	2	2
Apr. 20	at San Jose State	—	0.1	0	0	0	0	0
Apr. 23	Northwestern State	—	1.0	0	0	0	0	2
Apr. 25	Hawaii	—	4.1	6	5	3	3	6
Apr. 29	at Grambling	—	2.0	2	2	2	2	3

BULLDOG PITCHERS



**LANDON
BRAUD • 12**
LHP • 5-9 • 160 • SR.
LULING, LA.
(HAHNVILLE HS)



**LUKE
BURNETT • 47**
RHP • 6-8 • 260 • JR.
CARTHAGE, TEXAS
(CARTHAGE HS)

Year	ERA	W	L	App.	GS	CG	SHO	CBO	SV	IP	H	R	ER	BB	SO
2005	10.12	0	0	4	0	0	0	0	0	2.2	4	3	3	3	3
2006	3.66	2	1	5	4	0	0	0	0	19.2	21	10	8	7	4
2007	3.52	1	1	11	1	0	0	0	0	15.1	20	6	6	5	7
2008	10.34	0	0	13	0	0	0	1	0	15.2	27	20	18	6	12
TOTAL	5.91	3	2	33	5	0	0	1	0	53.1	72	39	35	21	26

Career Highs

Innings Pitched (starter):	5.1 vs. UL-Lafayette (4/12/06)
Innings Pitched (relief):	3.1 vs. Sacramento State (4/3/08)
Strikeouts:	3.1 vs. McNeese State (2/4/06)
Walks:	4 vs. UT-Arlington (2/26/08)
Hits Allowed:	2 vs. UL-Lafayette (4/12/06)
Runs Allowed:	2 vs. UA-Pine Bluff (4/19/06)
Earned Runs Allowed:	11 vs. Sacramento State (4/3/08)
	9 vs. Sacramento State (4/3/08)
	9 vs. Sacramento State (4/3/08)

Game-By-Game Breakdown

2005	Opponent	W-L-S	IP	H	R	ER	BB	SO
Feb. 18	at Arkansas	—	0.0	0	0	0	1	0
Feb. 22	Northwestern St.	—	1.0	2	2	2	0	2
Feb. 26	Sam Houston St.	—	1.0	0	0	0	1	1
Apr. 23	at Rice	—	0.2	2	1	1	1	0
2006	Opponent	W-L-S	IP	H	R	ER	BB	SO
Feb. 4	McNeese State	—	3.1	5	4	2	1	2
Apr. 12	UL-Lafayette *	W	5.1	3	2	2	2	1
Apr. 19	UA-Pine Bluff *	W	3.0	1	0	0	2	0
May 2	at UL-Monroe *	—	3.1	3	1	1	1	0
May 6	Hawai'i *	L	4.2	9	3	3	1	1
2007	Opponent	W-L-S	IP	H	R	ER	BB	SO
Feb. 4	Arkansas	—	0.2	0	0	0	0	0
Feb. 9	at UT-Arlington	—	1.0	2	0	0	0	0
Feb. 14	Jackson State	W	1.1	2	0	0	0	0
Feb. 27	at UL-Lafayette	—	0.1	0	1	1	1	0
Mar. 7	Toledo	—	1.0	0	0	0	1	0
Mar. 10	at Sam Houston St.	—	1.2	1	0	0	0	1
Mar. 11	at Sam Houston St.	—	2.0	0	0	0	1	1
Mar. 27	UL-Lafayette *	L	2.2	8	5	5	0	1
Apr. 10	Grambling State	—	1.0	1	0	0	0	0
May 5	at Nevada	—	2.0	3	0	0	1	3
May 24	vs. San Jose State	—	1.2	3	0	0	0	0
2008	Opponent	W-L-S	IP	H	R	ER	BB	SO
Feb. 24	McNeese State	—	3.0	2	0	0	0	2
Feb. 26	UT-Arlington	—	2.0	2	0	0	0	4
Mar. 4	at Baylor	—	2.0	1	1	0	2	1
Mar. 9	Central Arkansas	—	0.1	1	0	0	1	0
Mar. 16	Tenn-Martin	—	1.1	2	3	3	1	0
Mar. 20	at Nevada	—	1.0	2	2	1	0	2
Mar. 28	San Jose State	—	1.0	1	0	0	0	0
Mar. 29	San Jose State	—	0.1	0	0	0	0	1
Apr. 3	Sacramento State	—	3.1	11	9	9	0	1
Apr. 13	at Fresno State	—	0.0	0	1	1	1	0
Apr. 23	Northwestern State	—	0.0	2	3	3	1	0
Apr. 25	Hawaii	—	1.1	2	0	0	0	1
Apr. 27	Hawaii	—	0.0	1	1	1	0	0

Year	ERA	W	L	App.	GS	CG	SHO	CBO	SV	IP	H	R	ER	BB	SO
2006	4.23	4	6	15	13	0	0	0	0	72.1	60	40	34	39	73
2007	4.93	5	8	19	16	1	0	1	1	91.1	72	57	50	65	115
2008	8.41	0	4	10	8	0	0	0	0	40.2	52	48	38	32	30
TOTAL	5.37	9	18	44	37	1	0	1	2	204.1	184	145	122	136	218

Career Highs

Innings Pitched (starter):	9.0 vs. Sacramento State (4/13/07)
Innings Pitched (relief):	4.0 vs. McNeese State (2/5/06)
Strikeouts:	14 vs. New Mexico State (4/5/07)
	14 vs. McNeese State (2/16/07)
Walks:	8 vs. Arkansas (2/2/07)
Hits Allowed:	10 vs. Arkansas (2/29/08)
Runs Allowed:	8 vs. San Jose State (3/28/08)
	8 vs. San Jose State (5/24/07)
Earned Runs Allowed:	7 vs. San Jose State (3/28/08)
	7 at Baylor (3/5/08)
	7 vs. San Jose State (5/24/07)
	7 at Nevada (5/4/07)
	7 vs. Nevada (4/7/06)

Career Game-By-Game

2006	Opponent	W-L-S	IP	H	R	ER	BB	SO
Feb. 5	McNeese State	S	4.0	1	0	0	1	4
Feb. 12	Texas-Arlington *	L	3.2	3	5	2	3	6
Feb. 24	at Arkansas *	L	3.0	3	2	2	1	2
Mar. 1	at UA-Pine Bluff	—	2.0	1	0	0	0	4
Mar. 10	vs. Michigan *	W	6.0	7	2	1	1	4
Mar. 17	at Hawai'i *	W	5.1	5	1	1	3	2
Mar. 23	at San Jose State *	L	5.0	5	1	1	3	2
Mar. 31	Ala.-Birmingham *	W	6.2	7	1	0	4	4
Apr. 7	Nevada *	—	3.1	5	7	7	2	1
Apr. 13	Fresno State *	—	7.0	2	3	3	3	7
Apr. 21	at Sacramento St. *	—	2.2	5	6	6	4	1
Apr. 28	at New Mexico St. *	L	3.2	2	4	4	6	9
May 4	at Hawai'i *	L	5.1	3	4	3	5	9
May 13	New Mexico St. *	W	8.0	2	0	0	2	11
May 25	vs. Hawai'i *	L	6.2	9	4	4	2	5
2007	Opponent	W-L-S	IP	H	R	ER	BB	SO
Feb. 2	Arkansas *	L	3.2	2	3	3	8	6
Feb. 9	at UT-Arlington *	L	3.2	3	5	3	6	3
Feb. 13	UA-Pine Bluff	—	1.0	0	0	0	0	2
Feb. 16	McNeese State *	W	7.0	2	0	0	0	14
Feb. 20	Nicholls State	S	1.0	0	0	0	0	1
Feb. 23	UL-Monroe *	—	7.0	2	2	2	4	9
Mar. 2	Sacramento St. *	L	6.0	5	4	4	5	7
Mar. 9	at Sam Houston St. *	L	6.1	5	5	5	4	7
Mar. 23	Fresno State *	L	3.0	6	6	5	2	2
Mar. 27	UL-Lafayette	—	1.0	0	0	0	0	1
Mar. 30	Dallas Baptist *	W	6.0	3	2	2	5	10
Apr. 5	New Mexico St. *	W	7.0	3	1	1	3	14
Apr. 13	at Sacramento St. *	W	9.0	5	2	1	3	7
Apr. 20	at Hawai'i *	—	4.2	5	3	2	4	3
Apr. 27	San Jose State *	L	6.0	7	4	4	4	4
May 4	at Nevada *	L	4.1	7	7	7	5	4
May 11	at Fresno State *	W	7.0	7	4	4	4	8
May 18	at UL-Monroe *	—	4.0	2	1	0	3	7
May 24	vs. San Jose State *	L	3.2	8	8	7	5	6
2008	Opponent	W-L-S	IP	H	R	ER	BB	SO
Feb. 22	McNeese State *	—	4.0	5	4	4	4	5

BULLDOG PITCHERS

Feb. 29	vs. Arkansas	*	—	6.0	10	6	5	2	3
Mar. 5	at Baylor	*	L	4.0	7	7	7	1	3
Mar. 11	UL-Lafayette	—	—	3.1	5	4	0	0	2
Mar. 22	at Nevada	*	—	4.1	5	5	5	5	4
Mar. 28	San Jose State	*	L	1.1	5	8	7	3	0
Apr. 5	Sacramento State	—	—	4.0	2	1	0	2	3
Apr. 12	at Fresno State	*	L	5.0	6	6	4	5	5
Apr. 19	at San Jose State	*	—	8.0	6	2	1	6	5
Apr. 25	Hawaii	*	L	0.2	1	5	5	4	0



CASEY JONES • 29

RHP • 6-1 • 200 • R-Fr.
RINGGOLD, LA.
(LAKESIDE HS)

Year	ERA	W	L	App.	GS	CG	SHO	CBO	SV	IP	H	R	ER	BB	SO
2008	1.17	1	0	5	1	0	0	0	0	7.2	7	2	1	4	3
TOTAL	1.17	1	0	5	1	0	0	0	0	7.2	7	2	1	4	3

Career Highs

Innings Pitched (starter): 2.0 vs. Grambling State (3/18/08)
 Innings Pitched (relief): 2.0 at Grambling State (4/29/08)
 Strikeouts: 3 vs. Central Arkansas (3/9/08)
 Walks: 2 vs. UL-Lafayette (3/11/08)
 Hits Allowed: 3 vs. UL-Lafayette (3/11/08)
 Runs Allowed: 2 vs. UL-Lafayette (3/11/08)
 Earned Runs Allowed: 1 vs. UL-Lafayette (3/11/08)

Career Game-By-Game

2008	Opponent	W-L-S	IP	H	R	ER	BB	SO
Mar. 8	Central Arkansas	—	1.0	1	0	0	0	3
Mar. 11	UL-Lafayette	—	1.2	3	2	1	2	0
Mar. 18	Grambling	*	W	2.0	1	0	0	2
Mar. 28	San Jose State	—	1.0	0	0	0	0	0
Apr. 29	at Grambling	—	2.0	2	0	0	0	0



CLINT HELMS • 35

RHP • 6-3 • 220 • R-Fr.
FLINT, TEXAS
(WHITEHOUSE HS)

Year	ERA	W	L	App.	GS	CG	SHO	CBO	SV	IP	H	R	ER	BB	SO
2008	13.50	0	0	3	0	0	0	0	0	2.0	3	3	3	2	1
TOTAL	13.50	0	0	3	0	0	0	0	0	2.0	3	3	3	2	1

Game-By-Game Breakdown

2006	Opponent	W-L-S	IP	H	R	ER	BB	SO
Feb. 26	UT-Arlington	—	0.1	0	0	0	0	0
Mar. 18	Grambling	—	0.2	2	3	3	2	0
Apr. 29	at Grambling	—	1.0	1	0	0	0	1

BULLDOG PITCHERS



**JERICHO
JONES • 39**

RHP • 6-5 • 205 • JR.

CORINTH, TEXAS

(LAKE DALLAS HS)

Mar. 29	San Jose State	*	W	7.1	6	2	1	4	6
Apr. 5	Sacramento State	*	L	5.0	10	8	8	3	2
Apr. 12	at Fresno State	*	—	6.0	7	4	4	1	3
Apr. 19	at San Jose State	*	L	1.1	4	7	1	4	1
Apr. 26	Hawaii	*	L	6.2	13	8	8	2	4

Year	ERA	W	L	App.	GS	CG	SHO	CBO	SV	IP	H	R	ER	BB	SO
2006	6.43	5	4	15	15	0	0	0	0	71.1	87	54	51	26	60
2007	6.16	2	2	10	6	0	0	0	1	30.2	40	28	21	15	29
2008	5.66	5	4	11	10	0	0	1	0	55.2	64	43	35	21	40
TOTAL	6.11	12	10	36	31	0	0	1	1	157.2	191	125	107	62	129

Career Highs

Innings Pitched (starter): 7.1 vs. San Jose State (3/29/08)
7.1 at Sacramento State (4/23/06)

Innings Pitched (relief): 3.1 at Grambling State (2/28/07)
3.1 at UL-Monroe (2/27/08)

Strikeouts: 7 vs. Toledo (3/6/07)
7 at Grambling State (2/28/07)
7 vs. Hawai'i (5/27/06)
7 at New Mexico State (4/30/06)
7 vs. Lamar (3/14/06)

Walks: 4 vs. San Jose State (3/29/08)
4 at Hawai'i (4/21/07)
4 at UT-Arlington (2/11/07)
4 at UA-Pine Bluff (2/28/06)

Hits Allowed: 13 vs. Hawaii (4/26/08)
Runs Allowed: 8 vs. Sacramento State (4/5/08)
8 vs. Hawaii (4/26/08)

Earned Runs Allowed: 8 vs. Sacramento State (4/5/08)
8 vs. Hawaii (4/26/08)

Game-By-Game Breakdown

2006	Opponent		W-L-S	IP	H	R	ER	BB	SO
Feb. 5	McNeese State	*	W	5.0	6	3	3	3	0
Feb. 12	Texas-Arlington	*	—	2.2	3	4	4	3	4
Feb. 24	at Arkansas	*	—	3.1	6	4	4	1	2
Feb. 28	at UA-Pine Bluff	*	W	6.0	3	1	1	4	6
Mar. 8	at Southern Miss	*	—	4.0	4	2	2	3	5
Mar. 14	Lamar	*	W	5.0	8	5	5	0	7
Mar. 25	at San Jose St.	*	W	6.2	7	2	1	2	3
Apr. 1	Ala.-Birmingham	*	W	5.1	11	6	6	0	1
Apr. 9	Nevada	*	L	4.1	7	5	5	0	6
Apr. 14	Fresno State	*	—	1.1	4	4	4	2	0
Apr. 23	at Sacramento St.	*	L	7.1	3	2	2	3	5
Apr. 30	at New Mexico St.	*	—	5.1	7	6	6	2	7
May 5	Hawai'i	*	L	4.1	6	5	4	2	4
May 16	UL-Monroe	*	—	4.0	4	0	0	0	3
May 27	vs. Hawai'i	*	L	6.2	8	5	4	1	7

2007	Opponent		W-L-S	IP	H	R	ER	BB	SO
Feb. 3	Arkansas	*	W	5.0	4	2	2	3	6
Feb. 11	at UT-Arlington	*	—	3.1	4	3	2	4	1
Feb. 21	Nicholls State	*	L	3.1	7	6	2	1	2
Feb. 28	at Grambling St.	*	—	3.1	3	1	1	1	7
Mar. 6	Toledo	*	—	5.1	9	5	4	2	7
Mar. 12	at Lamar	*	—	2.2	7	5	5	0	1
Apr. 10	Grambling St.	*	W	1.0	0	0	0	0	2
Apr. 21	at Hawai'i	*	—	1.2	1	3	3	4	2
May 6	at Nevada	*	—	0.2	0	0	0	0	1
May 13	at Fresno State	*	L	4.1	5	3	2	0	0

2008	Opponent		W-L-S	IP	H	R	ER	BB	SO
Feb. 23	McNeese State	*	W	5.0	1	1	1	0	0
Feb. 28	at UL-Monroe	*	W	3.1	3	3	3	1	6
Mar. 2	at Texas A&M	*	L	4.1	7	6	5	1	3
Mar. 9	Central Arkansas	*	W	5.1	3	0	0	1	2
Mar. 16	Tenn-Martin	*	W	5.0	6	3	3	1	4
Mar. 22	at Nevada	*	—	6.1	4	1	1	2	5

BULLDOG PITCHERS



**ALAN
KNOTTS • 21**
RHP • 6-4 • 210 • SR.
SHREVEPORT, LA.
(CAPTAIN SHREVE HS)

May 16	at UL-Monroe	—	5.0	6	2	2	0	7
2008	Opponent	W-L-S	IP	H	R	ER	BB	SO
Feb. 22	McNeese State	—	2.0	0	0	0	1	2
Feb. 26	UT-Arlington	* W	5.1	7	0	0	2	4
Mar. 4	at Baylor	* —	5.0	6	4	4	2	7
Mar. 9	Central Arkansas	* —	4.1	6	4	4	2	4
Mar. 15	Tenn-Martin	* W	5.0	3	0	0	1	4
Mar. 21	at Nevada	* L	3.1	9	8	5	1	1
Mar. 29	San Jose State	—	3.1	4	4	4	2	4
Apr. 5	Sacramento State	—	0.1	0	0	0	0	0
Apr. 11	at Fresno State	—	5.0	4	5	5	2	8
Apr. 19	at San Jose State	L	0.1	1	1	0	1	0
Apr. 23	Northwestern State	S	0.2	0	0	0	0	0
Apr. 26	Hawaii	* W	7.0	5	4	0	1	8

Year	ERA	W	L	App.	GS	CG	SHO	CBO	SV	IP	H	R	ER	BB	SO
2005	9.45	0	3	9	0	0	0	0	0	13.1	18	16	14	7	13
2006	5.28	3	2	13	1	0	0	0	0	15.1	17	9	9	14	12
2007	5.04	1	1	16	0	0	0	0	1	25.0	27	14	14	9	35
2008	4.75	3	2	12	6	1	0	0	1	41.2	45	30	22	14	42
TOTAL	5.63	7	8	48	7	1	0	0	2	94.1	106	69	59	43	100

Career Highs

Innings Pitched (starter): 7.0 vs. Hawaii (4/26/08)
 Innings Pitched (relief): 5.0 at UL-Monroe (5/16/07)
 5.0 at Fresno State (4/11/08)
 Strikeouts: 8 vs. Hawaii (4/26/08)
 8 at Fresno State (4/11/08)
 Walks: 4 vs. McNeese State (2/4/06)
 Hits Allowed: 9 at Nevada (3/21/08)
 Runs Allowed: 8 at Nevada (3/21/08)
 Earned Runs Allowed: 5 at Fresno State (4/11/08)
 5 vs. Dallas Baptist (3/31/07)
 5 vs. Sam Houston St. (2/25/05)

Game-By-Game Breakdown

2005	Opponent	W-L-S	IP	H	R	ER	BB	SO
Feb. 25	Sam Houston St.	—	0.2	5	5	5	0	1
Apr. 20	at Lamar	L	4.0	5	3	3	1	2
Apr. 26	UL-Monroe	—	0.2	0	0	0	0	1
Apr. 29	San Jose St.	L	1.0	1	4	3	3	2
May 1	San Jose St.	L	1.1	0	2	1	1	0
May 6	at Nevada	—	1.1	1	1	1	0	1
May 20	at Fresno State	—	3.1	5	1	1	1	4
May 27	vs. Hawai'i	—	0.2	1	0	0	1	1
May 28	vs. Hawai'i	—	0.1	0	0	0	0	1

2006	Opponent	W-L-S	IP	H	R	ER	BB	SO
Feb. 4	McNeese State	* L	1.0	2	3	3	4	1
Feb. 12	UT-Arlington	W	2.0	0	0	0	1	1
Feb. 24	at Arkansas	L	3.1	4	2	2	3	3
Mar. 12	at Baylor	—	2.0	2	0	0	0	1
Mar. 18	at Hawai'i	W	1.1	0	0	0	0	1
Apr. 1	Ala.-Birmingham	—	0.1	3	2	2	1	0
Apr. 4	Mississippi State	—	1.0	1	0	0	2	2
Apr. 9	Nevada	—	0.0	2	1	1	2	0
Apr. 19	UA-Pine Bluff	—	1.0	0	0	0	0	1
Apr. 29	at New Mexico St.	—	0.1	0	0	0	1	1
May 2	at UL-Monroe	W	1.1	0	0	0	0	0
May 4	at Hawai'i	—	0.2	3	1	1	0	0
May 16	UL-Monroe	—	1.0	0	0	0	0	1

2007	Opponent	W-L-S	IP	H	R	ER	BB	SO
Feb. 4	Arkansas	—	0.2	0	0	0	0	2
Feb. 13	UA-Pine Bluff	—	3.0	1	0	0	0	6
Feb. 17	McNeese State	—	1.2	1	1	1	0	2
Feb. 21	Nicholls State	—	1.0	1	0	0	0	2
Feb. 25	UL-Monroe	—	0.2	1	0	0	0	2
Feb. 27	at UL-Lafayette	—	1.0	1	0	0	0	0
Mar. 4	Sacramento St.	—	0.1	1	0	0	0	0
Mar. 6	Toledo	L	0.0	1	2	2	1	0
Mar. 12	at Lamar	—	2.0	3	1	1	0	5
Mar. 23	Fresno State	—	2.0	1	0	0	1	3
Mar. 27	UL-Lafayette	—	1.1	3	3	3	1	0
Mar. 31	Dallas Baptist	—	1.0	4	5	5	1	0
Apr. 10	Grambling State	—	1.0	0	0	0	1	1
Apr. 21	at Hawai'i	W	3.1	2	0	0	2	3
May 4	at Nevada	—	1.0	1	0	0	1	2

BULLDOG PITCHERS



ANDREW LASSERE • 18 LHP • 5-10 • 170 • SR. DESTREHAN, LA. (DESTREHAN HS)

Year	ERA	W	L	App.	GS	CG	SHO	CBO	SV	IP	H	R	ER	BB	SO
2005	5.98	2	7	20	10	0	0	0	0	58.2	71	47	39	30	37
2006	10.38	0	1	12	2	0	0	0	0	21.2	29	26	25	15	16
2007	4.30	2	0	15	1	0	0	1	1	23.0	18	12	11	13	23
2008	4.58	1	2	15	3	0	0	0	0	39.1	47	29	20	13	30
TOTAL	5.99	5	10	62	16	0	0	1	1	142.2	165	114	95	71	106

Career Highs

Innings Pitched (starter): 7.0 vs. Sam Houston State (2/26/05)
 Innings Pitched (relief): 6.2 at San Jose State (4/19/08)
 Strikeouts: 7 vs. UA-Pine Bluff (2/13/07)
 Walks: 5 vs. McNeese State (2/3/06)
 Hits Allowed: 10 at Fresno State (4/11/08)
 Runs Allowed: 9 at Fresno State (4/11/08)
 Earned Runs Allowed: 7 at UL-Lafayette (2/12/07)

Game-By-Game Breakdown

2005	Opponent	W-L-S	IP	H	R	ER	BB	SO
Feb. 6	McNeese State	* —	5.0	2	1	1	1	5
Feb. 12	at UL-Lafayette	* L	2.1	8	7	7	3	4
Feb. 19	Arkansas	W	3.1	5	4	3	1	2
Feb. 26	Sam Houston St.	* —	7.0	4	1	1	3	4
Mar. 5	Oklahoma St.	* —	4.0	8	1	1	1	2
Mar. 13	at Nicholls St.	* L	5.0	4	4	3	3	2
Mar. 20	at Hawai'i	* —	5.0	6	3	3	4	2
Mar. 26	at San Jose St.	* L	5.2	3	3	3	2	3
Apr. 2	Nevada	* L	4.0	5	4	1	0	3
Apr. 10	Rice	* L	4.0	6	6	6	3	1
Apr. 17	Fresno State	* W	3.0	3	0	0	0	2
Apr. 20	at Lamar	* —	2.0	4	2	0	1	0
Apr. 22	at Rice	L	0.1	1	3	3	2	1
Apr. 24	at Rice	—	2.1	2	1	1	3	1
Apr. 26	UL-Monroe	L	1.1	3	4	3	0	2
Apr. 30	San Jose State	—	0.1	2	0	0	0	0
May 1	San Jose State	—	2.0	3	0	0	1	1
May 10	at Northwestern St.	—	0.1	0	0	0	0	0
May 20	at Fresno State	—	1.0	0	0	0	0	1
May 22	at Fresno State	—	0.2	2	3	3	2	1

2006	Opponent	W-L-S	IP	H	R	ER	BB	SO
Feb. 3	McNeese State	* L	2.0	4	5	5	5	1
Feb. 14	Grambling St.	—	3.0	3	0	0	0	1
Feb. 24	at Arkansas	—	2.1	3	4	4	1	2
Mar. 7	at Mississippi St.	—	2.0	5	4	4	2	1
Mar. 11	vs. Pacific	—	0.2	2	4	4	3	0
Apr. 4	Mississippi St.	* —	1.2	4	3	3	2	1
Apr. 12	UL-Lafayette	—	2.0	1	0	0	0	4
Apr. 19	UA-Pine Bluff	—	2.0	0	0	0	0	2
Apr. 30	at New Mexico St.	—	0.1	1	0	0	1	0
May 2	at UL-Monroe	—	2.0	2	3	2	1	1
May 5	Hawai'i	—	1.0	0	0	0	0	0
May 10	Alcorn State	—	2.2	4	3	3	0	3

2007	Opponent	W-L-S	IP	H	R	ER	BB	SO
Feb. 13	UA-Pine Bluff	* W	5.0	1	0	0	1	7
Feb. 17	McNeese State	—	0.1	0	0	0	2	1
Feb. 21	Nicholls State	—	1.2	1	1	1	1	0
Feb. 25	UL-Monroe	—	0.0	0	0	0	1	0
Feb. 28	at Grambling St.	—	1.1	4	3	2	2	1
Mar. 6	Toledo	—	0.2	1	1	1	0	0
Mar. 27	UL-Lafayette	—	3.0	2	0	0	0	3
Apr. 6	New Mexico State	W	5.1	4	3	3	1	5
Apr. 10	Grambling State	—	1.0	1	0	0	0	1

Apr. 21	at Hawai'i	—	0.1	1	1	1	2	0
May 4	at Nevada	—	0.2	1	1	1	0	0
May 12	at Fresno State	—	1.1	1	0	0	1	3
May 13	at Fresno State	—	0.1	1	2	2	1	0
May 18	at UL-Monroe	—	1.2	0	0	0	1	2
May 25	vs. Fresno State	—	0.1	0	0	0	0	0


2008	Opponent	W-L-S	IP	H	R	ER	BB	SO
Feb. 23	McNeese State	—	2.0	0	0	0	1	3
Feb. 27	at UL-Monroe	* —	3.0	5	4	4	2	3
Mar. 2	at Texas A&M	—	4.0	6	1	1	1	3
Mar. 8	Central Arkansas	* L	5.1	4	2	2	3	5
Mar. 11	UL-Lafayette	—	1.1	1	2	0	0	1
Mar. 15	Tenn-Martin	—	3.0	1	1	1	0	3
Mar. 22	at Nevada	—	3.2	6	2	2	1	5
Mar. 29	San Jose State	—	4.0	1	0	0	2	1
Apr. 5	Sacramento State	—	1.1	2	3	3	2	1
Apr. 11	at Fresno State	* L	3.0	10	9	6	1	3
Apr. 19	at San Jose State	—	6.2	7	1	1	1	3
Apr. 23	Northwestern St.	* W	2.0	3	3	1	1	0
Apr. 26	Hawaii	—	2.1	2	0	0	1	2
Apr. 27	Hawaii	—	0.1	0	0	0	0	0
Apr. 29	at Grambling	—	1.0	1	0	0	0	1

BULLDOG PITCHERS



MIKE LeBRETON • 17

LHP • 5-10 • 200 • FR.
NEW ORLEANS, LA.
(JESUIT HS)



AARON LORIO • 24

RHP • 6-7 • 245 • SR.
BATON ROUGE, LA.
(CATHOLIC HS)

Year	ERA	W	L	App.	GS	CG	SHO	CBO	SV	IP	H	R	ER	BB	SO
2008	5.75	1	1	10	2	0	0	0	0	20.1	25	15	13	9	9
TOTAL	5.75	1	1	10	2	0	0	0	0	20.1	25	15	13	9	9

Career Highs

Innings Pitched (starter): 5.0 vs. UT-Arlington (2/26/08)
Innings Pitched (relief): 3.0 vs. Grambling State (3/18/08)
Strikeouts: 4 vs. Grambling State (3/18/08)
Walks: 4 vs. UL-Lafayette (3/11/08)
Hits Allowed: 5 at Fresno State (4/12/08)
Runs Allowed: 5 at Fresno State (4/12/08)
Earned Runs Allowed: 4 at Fresno State (4/12/08)

Game-By-Game Breakdown

2008	Opponent	W-L-S	IP	H	R	ER	BB	SO
Feb. 23	McNeese State	—	1.0	2	0	0	0	0
Feb. 26	UT-Arlington	* W	5.0	3	1	1	1	1
Mar. 1	vs. Ohio State	—	2.0	4	2	2	0	0
Mar. 5	at Baylor	—	1.2	1	0	0	1	0
Mar. 11	UL-Lafayette	* L	2.2	2	3	2	4	1
Mar. 18	Grambling State	—	3.0	2	0	0	0	4
Apr. 5	Sacramento State	—	0.1	0	0	0	0	0
Apr. 12	at Fresno State	—	1.1	5	5	4	1	1
Apr. 18	at San Jose State	—	2.1	4	3	3	2	1
Apr. 25	Hawaii	—	1.0	2	1	1	0	1

Year	ERA	W	L	App.	GS	CG	SHO	CBO	SV	IP	H	R	ER	BB	SO
2005	12.46	1	1	10	1	0	0	0	0	13.0	19	20	18	7	11
2006	3.54	1	2	13	2	0	0	0	0	28.0	22	15	11	18	30
2007	4.62	3	0	30	0	0	0	0	5	39.0	36	27	20	10	34
2008	3.80	5	3	17	0	0	0	0	1	21.1	21	12	9	8	21
TOTAL	5.15	10	6	70	3	0	0	0	6	101.1	98	74	58	43	96

Career Highs

Innings Pitched (starter): 4.0 vs. Alcorn State (5/10/06)
Innings Pitched (relief): 4.0 at Arkansas (2/25/06)
Strikeouts: 5 at Grambling State (4/11/06)
5 at UL-Monroe (2/27/08)
Walks: 4 at Arkansas (2/25/06)
Hits Allowed: 7 vs. Lamar (3/14/06)
Runs Allowed: 7 vs. Nicholls State (2/21/07)
Earned Runs Allowed: 6 vs. Arkansas (2/20/05)

Game-By-Game Breakdown

2005	Opponent	W-L-S	IP	H	R	ER	BB	SO
Feb. 5	McNeese State	—	0.1	1	0	0	0	0
Feb. 12	at UL-Lafayette	—	1.1	2	0	0	0	1
Feb. 20	Arkansas	* L	2.0	5	6	6	1	1
Feb. 26	Sam Houston St.	—	0.1	2	1	1	0	0
Mar. 1	Grambling St.	—	1.2	3	5	3	1	1
Mar. 31	Nevada	—	3.0	2	2	2	1	3
Apr. 9	Rice	—	1.0	0	0	0	0	1
Apr. 23	at Rice	—	0.2	1	1	1	0	1
Apr. 30	San Jose State	W	2.1	1	1	1	2	2
May 20	at Fresno State	—	0.2	2	3	3	2	1

2006	Opponent	W-L-S	IP	H	R	ER	BB	SO
Feb. 11	Texas-Arlington	—	2.2	4	0	0	2	2
Feb. 25	at Arkansas	—	4.0	2	2	1	4	5
Mar. 8	at Southern Miss	—	0.2	0	0	0	0	1
Mar. 11	vs. Pacific	—	2.2	2	1	0	2	2
Mar. 14	Lamar	* L	2.2	7	4	4	1	3
Apr. 4	Mississippi St.	—	0.1	1	3	3	2	0
Apr. 11	at Grambling St.	—	3.0	1	0	0	1	5
Apr. 19	UA-Pine Bluff	—	2.0	2	0	0	1	3
Apr. 30	at New Mexico St.	—	0.1	0	1	1	2	1
May 5	Hawai'i	—	1.1	1	0	0	0	0
May 10	Alcorn State	* W	4.0	1	1	0	1	4
May 13	New Mexico St.	L	3.0	1	2	2	1	2
May 27	Hawai'i	—	1.1	0	1	0	1	2

2007	Opponent	W-L-S	IP	H	R	ER	BB	SO
Feb. 4	Arkansas	—	0.0	1	0	0	0	0
Feb. 11	at UT-Arlington	W	3.0	0	0	0	1	2
Feb. 14	Jackson State	—	1.0	0	0	0	0	1
Feb. 16	McNeese State	—	2.0	1	2	0	2	2
Feb. 18	McNeese State	—	2.0	5	3	3	0	0
Feb. 21	Nicholls State	—	1.1	5	7	3	0	1
Feb. 27	at UL-Lafayette	—	1.0	0	0	0	0	1
Feb. 28	at Grambling St.	—	1.0	2	2	2	0	0
Mar. 2	Sacramento St.	—	0.2	0	0	0	0	2
Mar. 4	Sacramento St.	—	0.2	0	0	0	0	0
Mar. 6	Toledo	—	3.0	2	2	1	1	3
Mar. 10	at Sam Houston St.	—	1.2	2	3	3	3	0
Mar. 12	at Lamar	W	3.1	2	0	0	0	3
Mar. 24	Fresno State	S	0.2	0	0	0	0	0
Mar. 25	Fresno State	W	2.2	1	1	1	0	2
Mar. 28	at Northwestern St.	—	1.0	0	0	0	0	0
Mar. 30	Dallas Baptist	—	2.0	1	0	0	1	2

BULLDOG PITCHERS



**DYLAN
MOSELEY • 33**

RHP • 6-5 • 208 • JR.

**TEXARKANA, ARK.
(ARKANSAS HS)**

Mar. 31	Dallas Baptist	S	0.1	0	0	0	0	0
Apr. 5	New Mexico St.	S	2.0	1	0	0	2	4
Apr. 7	New Mexico St.	—	1.0	0	0	0	0	1
Apr. 10	Grambling St.	—	1.0	2	0	0	0	1
Apr. 15	at Sacramento St.	S	1.0	0	0	0	0	1
Apr. 20	at Hawai'i	—	0.1	3	2	2	0	1
Apr. 22	at Hawai'i	—	1.0	0	0	0	0	1
Apr. 28	San Jose State	S	0.1	0	0	0	0	0
Apr. 29	San Jose State	—	1.0	1	0	0	0	1
May 6	at Nevada	—	0.1	3	3	3	0	1
May 13	at Fresno State	—	2.0	3	2	2	0	1
May 16	at UL-Monroe	—	0.1	1	0	0	0	1
May 25	vs. Fresno State	—	1.1	0	0	0	0	2

2008	Opponent	W-L-S	IP	H	R	ER	BB	SO
Feb. 23	McNeese State	—	1.0	0	0	0	0	1
Feb. 27	at UL-Monroe	S	2.2	0	0	0	3	5
Feb. 29	vs. Arkansas	L	0.0	1	1	1	0	0
Mar. 4	at Baylor	W	2.0	1	1	0	0	2
Mar. 9	Central Arkansas	W	3.1	2	0	0	1	2
Mar. 14	Tenn-Martin	W	1.2	0	0	0	0	3
Mar. 18	Grambling State	—	1.0	1	0	0	0	1
Mar. 22	at Nevada	L	0.2	3	4	4	1	1
Mar. 29	San Jose State	—	1.1	1	0	0	0	0
Mar. 29	San Jose State	W	1.1	2	2	1	0	2
Apr. 5	Sacramento State	—	1.0	0	0	0	0	1
Apr. 12	at Fresno State	L	0.1	3	2	1	1	0
Apr. 20	at San Jose State	—	1.2	1	0	0	1	1
Apr. 23	Northwestern State	—	0.1	2	1	1	1	0
Apr. 25	Hawaii	—	1.0	2	1	1	0	1
Apr. 27	Hawaii	W	1.0	2	0	0	0	0
Apr. 29	at Grambling	—	1.0	0	0	0	1	1

Year	ERA	W	L	App.	GS	CG	SHO	CBO	SV	IP	H	R	ER	BB	SO
2005	18.00	0	0	2	0	0	0	0	0	1.0	1	4	2	3	1
2006	4.32	3	1	9	4	0	0	0	0	25.0	29	18	12	5	16
2007	4.07	7	4	14	14	2	0	0	0	84.0	91	48	38	28	41
2008	5.23	1	5	9	9	0	0	1	0	43.0	59	31	25	15	21
TOTAL	4.53	11	10	34	27	2	0	1	0	153.0	180	101	77	51	79

Career Highs

Innings Pitched (starter):	9.0 vs. Dallas Baptist (3/31/07)
	9.0 at Sacramento State (4/15/07)
Innings Pitched (relief):	2.0 at Mississippi State (3/7/06)
	2.0 vs. Grambling State (2/14/06)
Strikeouts:	5 vs. Central Arkansas (3/8/08)
	5 at Sacramento State (4/15/07)
	5 vs. Dallas Baptist (3/31/07)
	5 vs. Fresno State (3/25/07)
	5 vs. Arkansas-Pine Bluff (2/13/07)
Walks:	4 vs. Fresno State (3/25/07)
	4 vs. McNeese State (2/18/07)
Hits Allowed:	11 at Sam Houston State (3/11/07)
Runs Allowed:	7 at UL-Monroe (5/16/07)
Earned Runs Allowed:	7 at UL-Monroe (5/16/07)

Game-By-Game Breakdown

2005	Opponent	W-L-S	IP	H	R	ER	BB	SO
Feb. 11	at UL-Lafayette	—	0.1	0	2	2	2	1
Feb. 25	Sam Houston St.	—	0.2	1	2	0	1	0

2006	Opponent	W-L-S	IP	H	R	ER	BB	SO
Feb. 4	McNeese State	—	1.2	2	2	1	1	1
Feb. 14	Grambling St.	—	2.0	0	0	0	0	3
Feb. 24	at Arkansas	—	1.0	1	1	0	0	1
Mar. 7	at Mississippi St.	—	2.0	2	1	1	0	2
Mar. 11	vs. Pacific	*	L	2.0	5	5	4	1
Apr. 5	UL-Lafayette	*	W	5.2	5	2	2	2
Apr. 11	at Grambling St.	*	W	5.0	6	2	2	4
Apr. 18	UA-Pine Bluff	*	W	5.0	6	2	2	1
May 2	at UL-Monroe	—	0.2	2	3	0	0	1

2007	Opponent	W-L-S	IP	H	R	ER	BB	SO
Feb. 4	Arkansas	*	L	7.0	4	4	3	0
Feb. 13	UA-Pine Bluff	*	W	5.0	1	2	0	1
Feb. 18	McNeese State	*	W	5.0	6	2	2	4
Feb. 27	at UL-Lafayette	*	L	4.2	4	2	0	3
Mar. 4	Sacramento St.	*	L	3.0	4	4	2	3
Mar. 11	at Sam Houston St.	*	W	7.0	11	2	2	0
Mar. 25	Fresno State	*	—	6.1	7	5	5	4
Mar. 31	Dallas Baptist	*	W	9.0	8	2	2	1
Apr. 7	New Mexico St.	*	W	6.2	9	4	1	2
Apr. 15	at Sacramento St.	*	W	9.0	5	1	1	2
Apr. 22	at Hawai'i	*	L	6.1	7	6	6	2
Apr. 29	San Jose State	*	W	8.0	8	1	1	1
May 6	at Nevada	*	—	5.1	9	6	6	3
May 16	at UL-Monroe	*	—	1.2	8	7	7	2

2008	Opponent	W-L-S	IP	H	R	ER	BB	SO
Feb. 24	McNeese State	*	W	4.0	2	0	0	2
Mar. 1	vs. Ohio State	*	L	5.0	9	4	3	2
Mar. 8	Central Arkansas	*	L	5.1	4	2	2	1
Mar. 14	Tenn-Martin	*	—	5.0	5	3	3	1
Mar. 20	at Nevada	*	—	3.2	6	4	4	3
Apr. 5	Sacramento State	*	L	3.1	9	5	4	1
Apr. 13	at Fresno State	*	L	5.1	6	5	4	3

BULLDOG PITCHERS

Apr. 20	at San Jose State	*	L	6.0	10	4	3	2	1
Apr. 27	Hawaii	*	—	5.1	8	4	2	0	1



**ALEX
RICHARD • 8**
RHP • 5-11 • 170 • So.
DONALDSONVILLE, LA.
(ASCENSION CATHOLIC HS)

Year	ERA	W	L	App.	GS	CG	SHO	CBO	SV	IP	H	R	ER	BB	SO
2007	4.15	0	0	4	0	0	0	0	0	4.1	6	4	2	7	4
2008	7.03	0	1	16	1	0	0	1	3	32.0	37	27	25	22	28
TOTAL	6.69	0	1	20	1	0	0	1	3	36.1	43	31	27	29	32


Career Highs

Innings Pitched (starter): 3.2 at San Jose State (4/18/08)
 Innings Pitched (relief): 5.2 vs. San Jose State (3/28/08)
 Strikeouts: 4 vs. Northwestern State (4/23/08)
 Walks: 4 vs. Sacramento State (4/3/08)
 4 vs. San Jose State (3/28/08)
 4 vs. Jackson State (2/14/07)
 Hits Allowed: 6 vs. San Jose State (3/28/08)
 Runs Allowed: 4 vs. Hawaii (4/27/08)
 4 vs. Sacramento State (4/3/08)
 Earned Runs Allowed: 4 vs. Hawaii (4/27/08)
 4 vs. Sacramento State (4/3/08)

Game-By-Game Breakdown

Year	Opponent	W-L-S	IP	H	R	ER	BB	SO
2007								
Feb. 11	at UT-Arlington	—	2.2	5	1	1	2	3
Feb. 14	Jackson State	—	0.2	0	3	1	4	0
Feb. 17	McNeese State	—	0.1	0	0	0	1	1
Feb. 21	Nicholls State	—	0.2	1	0	0	0	0
2008								
Feb. 24	McNeese State	—	1.0	1	0	0	0	1
Feb. 26	UT-Arlington	S	1.1	0	0	0	1	0
Mar. 2	at Texas A&M	—	0.2	0	0	0	1	2
Mar. 5	at Baylor	—	2.1	3	0	0	1	3
Mar. 8	Central Arkansas	—	1.0	1	0	0	1	1
Mar. 9	Central Arkansas	S	1.0	0	0	0	0	1
Mar. 16	Tenn-Martin	S	2.2	2	0	0	0	4
Mar. 18	Grambling State	—	1.0	2	1	1	0	2
Mar. 20	at Nevada	—	0.2	3	3	3	1	0
Mar. 22	at Nevada	—	1.0	1	1	1	0	1
Mar. 28	San Jose State	—	5.2	6	3	2	4	2
Apr. 3	Sacramento State	—	3.1	1	4	4	4	2
Apr. 13	at Fresno State	—	2.0	0	0	0	1	2
Apr. 23	Northwestern State	—	3.0	4	3	3	1	4
Apr. 27	Hawaii	—	1.2	3	4	4	2	3

BULLDOG HITTERS



**CLAY
ALEXANDER • 30**
OF • 6-2 • 200 • So.
RUSTON, LA.
(CEDAR CREEK HS)

Year	Avg.	GP-GS	AB	R	H	2B	3B	HR	RBI	BB	HP	SO	SB-ATT
2007	.333	3-0	3	0	1	0	0	0	0	0	0	1	0-0
2008	.364	33-21	77	16	28	8	0	4	13	11	2	23	1-1
TOTAL	.363	36-21	80	16	29	8	0	4	13	11	2	24	1-1

Career Highs

Hits: 3 vs. Sacramento State (4/5/08)
Runs: 2 vs. Hawaii (4/25/08)
RBI: 2, last vs. Hawaii (4/25/08)
Home Runs: 1, last vs. Hawaii (4/26/08)
Stolen Bases: 1 vs. Grambling State (3/18/08)
Longest Streak: 8 games (3/4 - 3/20)
Current Streak: 1 game

Notes

Reached base in both plate appearances against McNeese State...scored two runs in the series vs. McNeese State (2/22-2/24)...Got his first career start against UT-Arlington (2/26)...Had a 2-RBI single against Ohio State (3/1/08), his second hit of the game and first multi-hit game of his career...Had the game-winning pinch-hit at Baylor, a 2-RBI double down the line in the 9th to give Tech an 8-6 lead (3/4)...Went 2-for-4 vs. UTM (3/14)...Had an 8-game hitting streak early in the year...Hit his first career home run vs. San Jose State (3/29)...Hit a home run in the first end of a doubleheader vs. Sac State, went 3-for-5 in the nightcap (4/5)...Part of back-to-back-to-back home runs vs. Hawaii (4/26)



**DREW
BUNTING • 10**
INF/DH • 5-10 • 200 • Sr.
HOUSTON, TEXAS
(PANOLA JC)

Year	Avg.	GP-GS	AB	R	H	2B	3B	HR	RBI	BB	HP	SO	SB-ATT
2007	.411	45-33	112	26	46	2	1	1	19	31	1	14	1-4
2008	.293	41-33	116	20	34	7	0	1	15	28	1	19	1-2
TOTAL	.351	86-66	228	46	80	9	1	2	34	59	2	33	2-6

Career Highs

Hits: 3, last at Nevada (3/20/08)
Runs: 3, last vs. McNeese State (2/22/08)
RBI: 3 vs. McNeese State (2/22/08)
Home Runs: 1, last vs. McNeese State (2/22/08)
Stolen Bases: 1, last vs. Grambling State (3/18/08)
Longest Streak: 14 games (2/20/07 - 3/30/07)
Current Streak: 1 game

Notes

Had the highest average on the team last season (.411) but fell just short of meeting playing minimums for entrance into the .400 club...Had a 14-game hitting streak during the 2007 season...Has hit in six straight games entering this week's contests with UT-Arlington and ULM...Went 5-for-10 in series vs. McNeese State with a home run and 7 RBI...Hit safely in five of first six games...Had one hit against ULM (2/27) and Arkansas (2/29)...Went 5-for-7 with 2 runs in doubleheader vs. UCA (3/9)...Went 3-for-4 at Nevada (3/22)...



**CHRIS
BOHANNAN • 26**
OF/DH • 6-1 • 225 • So.
CONCORD, CALIF.
(ACALANES HS)

Year	Avg.	GP-GS	AB	R	H	2B	3B	HR	RBI	BB	HP	SO	SB-ATT
2007	.000	6-1	8	1	0	0	0	0	2	4	0	3	0-0
2008	.240	18-7	25	4	6	1	0	2	9	2	0	8	0-0
TOTAL	.182	24-8	33	4	6	1	0	2	11	6	0	11	0-0

Career Highs

Hits: 2 vs. Grambling State (3/18/08)
Runs: 1, last vs. Hawaii (4/27/08)
RBI: 4 vs. Tennessee-Martin (3/16/08)
Home Runs: 1, last vs. Hawaii (4/27/08)
Stolen Bases: N/A
Longest Streak: 3 games
Current Streak: 2 games

Notes

Got his first career hit -- a grand slam, no less -- vs. UTM (3/16)...Appeared in six games as a freshman, earning one start...Scored a run and walked three times in his first career start vs. UAPB...Made his first appearance of the season against Ohio State, walking and scoring a run (3/1)...Got his first start this year vs. Central Arkansas (3/9)...First career multi-hit game vs. Grambling (3/18)...Extended hit streak to 3 games at Nevada (3/20)...Homered in ninth inning comeback vs. Hawaii (4/27)



**ADAM
COBB • 9**
OF • 6-0 • 185 • Sr.
ASHDOWN, ARK.
(ASHDOWN HS)

Year	Avg.	GP-GS	AB	R	H	2B	3B	HR	RBI	BB	HP	SO	SB-ATT
2005	.218	32-29	124	19	27	7	1	1	11	8	0	35	2-4
2006	.312	58-55	218	49	68	12	2	2	22	28	3	43	3-6
2007	.284	56-44	201	35	57	13	2	3	29	16	2	41	2-4
2008	.333	43-43	180	37	60	8	2	7	29	20	0	39	9-12
TOTAL	.293	189-171	723	140	212	40	7	13	91	72	5	158	16-26

Career Highs

Hits: 4, twice, last vs. McNeese State (2/24/08)
Runs: 4, vs. Arkansas (2/24/06)
RBI: 4, last at Texas A&M (3/2/08)
Home Runs: 2 at Texas A&M (3/2/08)
Stolen Bases: 3 vs. Grambling State (3/18/08)
Longest Streak: 14 games (2/22/08-3/9/08)
Current Streak: 3 games

Notes

Had a home run and 4 RBI in McNeese series...Went 4-for-5 in the series finale...Led off the game against ULM with a solo home run to left field...Hit his second leadoff homer of the season at Texas A&M; homered again later in the game for 4 RBIs on the day...Named to Domino's Classic All-Tournament Team...Led off games at Baylor with home run and 415-foot triple...Hit .600 in UCA series (6-10)...Opened season with 14-game hitting streak...Stole 3 bases vs. Grambling State (3/18)...Scored game-winning run vs. SJSU in 14th inning (3/29)...3 hits, 4 RBI in DH at SJSU (4/19)

BULLDOG HITTERS



MATT COMBS • 22

C • 6-0 • 205 • JR.
TEXARKANA, TEXAS
(PARIS JC)

Year	Avg.	GP-GS	AB	R	H	2B	3B	HR	RBI	BB	HP	SO	SB-ATT
2007	.192	56-44	120	27	23	4	0	3	11	11	13	26	3-4
2008	.264	36-22	72	8	19	3	0	3	10	7	5	21	3-3
TOTAL	.219	92-66	192	35	42	7	0	6	21	18	18	47	6-7

Career Highs

Hits: **3, last vs. Northwestern State (4/23/08)**
 Runs: **2, multiple times, last at Fresno State (5/11/07)**
 RBI: **3 vs. Northwestern State (4/23/08)**
 Home Runs: **1, last vs. Northwestern State (4/23/08)**
 Stolen Bases: **2 vs. McNeese State (2/24/08)**
 Longest Streak: **4 games (3/28 - 4/5)**
 Current Streak: **1 game**

Notes

After finishing the 2007 season below the "Mendoza Line," Combs exploded for five hits in the Bulldogs' series vs. McNeese State...Also stole two bases in Sunday's game with the Cowboys...Had a 2-RBI single against Arkansas to give Tech the lead (2/29)...3-for-3 on stolen bases thus far...Hit his first home run of the season vs. UT-Martin (3/15)...Homered again vs. Sac State (4/3)...Went 3-4 with a home run, a double and 3 RBI vs. Northwestern State (4/23)...



ALBIE GOULDER • 23

1B • 6-3 • 205 • SR.
SCOTTSDALE, ARIZ.
(CACTUS SHADOWS HS)

Year	Avg.	GP-GS	AB	R	H	2B	3B	HR	RBI	BB	HP	SO	SB-ATT
2005	.182	46-36	110	17	20	3	1	4	14	18	3	31	1-1
2006	.290	54-49	155	31	45	9	0	6	40	36	9	44	5-6
2007	.323	58-56	201	46	65	8	1	14	51	27	9	36	3-5
2008	.310	43-43	145	37	45	6	0	11	34	27	4	41	7-7
TOTAL	.287	200-183	607	130	174	26	2	35	139	108	25	151	16-19

Career Highs

Hits: **3, last at Grambling State (4/29/08)**
 Runs: **3, last at Grambling State (4/29/08)**
 RBI: **5 at Nevada (3/20/08)**
 Home Runs: **2, last at Nevada (3/20/08)**
 Stolen Bases: **2 vs. Dallas Baptist (3/31/07)**
 Longest Streak: **10 games (4/5/08 - 4/20/08)**
 Current Streak: **4 games**

Awards

WAC Player of the Week - (3 times, most recently Feb. 25, 2008)

Notes

Went 5-for-9 in the season-opening series vs. McNeese State, earning WAC Player of the Week honors...Hit two towering home runs in series...Went 3-for-5 with 3 runs against Arkansas (2/29)...Hit safely in first 8 games...Towering homer vs. UCA (3/9)...Grand slam and solo homer at Nevada (3/20)...2-4, 2 R, 2 RBI vs. SJSU (3/29)...Part of back-to-back-to-back home runs in back-to-back games vs. Hawaii (4/26)...



CLINT EWING • 34

C • 6-2 • 220 • FR.
SHREVEPORT, LA.
(CAPTAIN SHREVE HS)

Year	Avg.	GP-GS	AB	R	H	2B	3B	HR	RBI	BB	HP	SO	SB-ATT
2008	.211	13-8	19	3	4	0	0	2	8	1	2	6	0-1
TOTAL	.211	13-8	19	3	4	0	0	2	8	1	2	6	0-1

Career Highs

Hits: **1, last at Grambling State (4/29/08)**
 Runs: **1, last at Grambling State (4/29/08)**
 RBI: **4 at Fresno State (4/12/08)**
 Home Runs: **1, last vs. Hawaii (4/27/08)**
 Stolen Bases: **N/A**
 Longest Streak: **2 games**
 Current Streak: **2 games**

Notes

Completed a ninth-inning comeback over Hawaii with a pinch-hit, walk-off, three-run home run to give the Bulldogs a 10-9 victory...Got his first career hit at Fresno State, and it was a big one -- a grand slam to give the Bulldogs the lead...Became the second Bulldog this year to get a grand slam with his first career hit, joining Chris Bohannon...Made his career debut vs. Sacramento State (4/3), had one at-bat in the contest...Missed the first 26 games of the season due to illness...



NICK GRUNENWALD • 2

SS • 6-1 • 180 • JR.
MERRILL, WIS.
(MERRILL HS)

Year	Avg.	GP-GS	AB	R	H	2B	3B	HR	RBI	BB	HP	SO	SB-ATT
2006	.387	33-4	31	8	12	0	1	0	10	4	2	7	1-3
2007	.246	48-24	114	30	28	4	1	1	17	11	3	29	12-15
2008	.314	43-43	153	31	48	6	0	5	22	16	4	27	13-16
TOTAL	.295	124-71	298	69	88	10	2	6	49	31	9	63	26-34

Career Highs

Hits: **4 vs. Tennessee-Martin (3/16/08)**
 Runs: **3, last vs. Tennessee-Martin (3/16/08)**
 RBI: **5 vs. Grambling State (4/11/06)**
 Home Runs: **2 vs. Hawaii (4/27/08)**
 Stolen Bases: **2 vs. Fresno State (2/24/07)**
 Longest Streak: **6 games (3/22 - 3/29/08)**
 Current Streak: **N/A**

Notes

Hit safely in all three games vs. McNeese, finishing the series with a .500 average...Had a big 2-RBI single on Saturday and another 2-out RBI single on Sunday...Went 6-for-12 with 5 RBI...Singled and scored a run vs. Arkansas (2/29)...Big RBI vs. UCA (3/9)...7-for-12 in series vs. UT-Martin; hit home runs in back-to-back games...Went 4-for-5 vs. UTM (3/16)...3-for-3 with a home run at Nevad (3/21)...3-7, RBI vs. SJSU (3/29)...Homered twice vs. Hawaii, including one in ninth-inning comeback (4/27)

BULLDOG HITTERS



JERICHO JONES • 39
OF • 6-5 • 205 • JR.
CORINTH, TEXAS
(LAKE DALLAS HS)

Year	Avg.	GP-GS	AB	R	H	2B	3B	HR	RBI	BB	HP	SO	SB-ATT
2006	.357	52-50	185	45	66	10	0	16	56	15	7	55	3-9
2007	.297	48-39	165	31	49	8	3	5	36	13	7	47	3-6
2008	.362	43-41	152	38	55	5	1	10	32	13	2	35	5-8
TOTAL	.339	143-130	502	114	170	23	4	31	124	41	16	137	11-23

Career Highs

Hits: 5 vs. San Jose State (3/29/08)
Runs: 4 vs. San Jose State (3/29/08)
RBI: 6, last vs. McNeese State (2/17/07)
Home Runs: 2, last vs. San Jose State (3/29/08)
Stolen Bases: 2, last vs. Northwestern State (4/23/08)
Longest Streak: 9 games, three times
Current Streak: 9 games

Awards

WAC Hitter of the Week, NCBWA National Hitter of the Week (2/20/07); 2006 WAC Freshman of the Year, All-WAC First Team; WAC Hitter of the Week (3/13/06)
Ping!Baseball National Spotlight Player of the Week (3/29/08)

Notes

Batted .385 (5-for-13) with a home run and 3 RBI vs. McNeese...Homed in both ends of a DH vs. UT-Arlington on 2/26...Went 3-for-5 and pitched 3.1 innings in win at UL-Monroe...Had two hits and an RBI vs. Arkansas (2/29)...Pitched 7.1 innings and got the win in game one of a DH; played 14 innings in right field, went 5-for-7 with 2 HR in the second game vs. SJSU (3/29)...Grand slam at Fresno State (4/11)...Part of back-to-back-to-back homers in back-to-back games vs. Hawaii (4/26)



CHRIS KERSTEN • 11
3B • 6-4 • 210 • JR.
KIOWA, KAN.
(MEDICINE LODGE HS)

Year	Avg.	GP-GS	AB	R	H	2B	3B	HR	RBI	BB	HP	SO	SB-ATT
2006	.288	31-14	52	12	15	2	0	2	8	5	2	14	0-1
2007	.395	40-8	43	14	17	2	1	0	7	11	2	7	1-1
2008	.299	43-41	147	32	44	9	0	10	40	21	8	27	5-9
TOTAL	.314	114-63	242	58	76	13	1	12	55	37	12	48	6-11

Career Highs

Hits: 3, last vs. McNeese State (2/24/08)
Runs: 3 vs. Grambling State (2/14/06)
RBI: 5, last vs. Hawaii (4/26/08)
Home Runs: 2 vs. Hawaii (4/26/08)
Stolen Bases: 2 at UL-Monroe (2/27/08)
Longest Streak: 8 games (2/22/08 - 3/1/08)
Current Streak: 3 games

Awards

LaTechSports.com Athlete of the Week (2/15/08)

Notes

Surpassed his 2007 season RBI total (8) in just three games in 2008 as he knocked in 10 runs in the Bulldogs' sweep of McNeese State...Hit two home runs in the series, doubling his career total...Hit .455 in the series (5-11)...Had 15 RBI his first two years combined; had 15 RBI through six games this season...Homed in first at-bat vs. Arkansas (2/29); went 2-for-3 in game with 2 RBI and 2 runs...Has had multiple hits in 7 games, including 4 straight prior to 3/2 vs. Texas A&M...2-for-4 vs. ULL (3/11)...2 hits, RBI vs. UTM (3/15)...3-4 at Fresno State (4/12)...2 HR incl. grand slam vs. Hawaii (4/26)



CHRIS JUNEAU • 3
2B • 5-8 • 180 • So.
ALEXANDRIA, LA.
(MENARD CENTRAL HS)

Year	Avg.	GP-GS	AB	R	H	2B	3B	HR	RBI	BB	HP	SO	SB-ATT
2007	.000	6-0	1	1	0	0	0	0	2	1	0	0	0-0
2008	.167	22-1	12	4	2	1	0	0	1	2	0	3	0-1
TOTAL	.167	28-1	13	5	2	1	0	0	3	3	0	3	0-1

Career Highs

Hits: 2 vs. Hawaii (4/25/08)
Runs: 2 vs. Hawaii (4/25/08)
RBI: 2 vs. Jackson State (2/14/07)
Home Runs: N/A
Stolen Bases: N/A
Longest Streak: 1 game
Current Streak: N/A

Notes

Got his first two career hits and scored a pair of runs vs. Hawaii (4/25)...Earned his first career start the following day...



JONATHAN MIRE • 15
1B • 5-10 • 180 • So.
GONZALES, LA.
(EAST ASCENSION HS)

Year	Avg.	GP-GS	AB	R	H	2B	3B	HR	RBI	BB	HP	SO	SB-ATT
2007	.273	8-0	11	3	3	2	0	0	2	0	0	1	0-0
2008	.091	13-1	11	2	1	0	0	0	1	3	1	5	0-0
TOTAL	.182	21-1	22	5	4	2	0	0	3	3	1	6	0-0

Career Highs

Hits: 2 vs. Arkansas-Pine Bluff (2/13/07)
Runs: 2 vs. Arkansas-Pine Bluff (2/13/07)
RBI: 2 vs. Arkansas-Pine Bluff (2/13/07)
Home Runs: N/A
Stolen Bases: N/A
Longest Streak: 1 game
Current Streak: N/A

Notes

Appeared in all three games vs. McNeese State...Had two walks in three plate appearances, scoring one run on 2/24...Went 2-for-3 with 2 runs scored in career debut vs. Arkansas-Pine Bluff (2/13/07)...Got first career start at DH vs. Arkansas (2/29/08)...First hit of season at San Jose State (4/18)

BULLDOG HITTERS



**ALEX
RICHARD • 8**
P/OF • 5-11 • 170 • So.
DONALDSONVILLE, LA.
(ASCENSION CATHOLIC HS)

Year	Avg.	GP-GS	AB	R	H	2B	3B	HR	RBI	BB	HP	SO	SB-ATT
2007	.250	15-1	8	1	2	0	0	0	0	1	0	1	0-0
2008	.348	17-4	23	4	8	0	1	0	2	2	0	3	0-0
TOTAL	.323	32-5	31	5	10	0	1	0	2	3	0	4	0-0

Career Highs

Hits: 2 at Baylor (3/5/08)
Runs: 2 at Baylor (3/5/08)
RBI: 1, last vs. Ohio State (3/1/08)
Home Runs: N/A
Stolen Bases: N/A
Longest Streak: 3 games (2/27/08 - 3/1/08; 3/29 - 4/5)
Current Streak: 3 games

Notes

Surpassed his 2007 hit total with 3 hits in 3 appearances...Had clutch RBI singles vs. Arkansas (2/29) and Ohio State (3/1)...Has hit safely in last three games...Pitched 0.2 innings of scoreless relief vs. Texas A&M (3/2)...Went 2-for-2 off the bench at Baylor; scored three runs in two-game series...Had first career triple vs. Sacramento State (4/5)



**DREW
THOMAS • 14**
C • 6-2 • 200 • JR.
MONROE, LA.
(NEVILLE HS)

Year	Avg.	GP-GS	AB	R	H	2B	3B	HR	RBI	BB	HP	SO	SB-ATT
2006	.152	24-11	46	8	7	1	0	0	9	5	3	18	0-0
2007	.135	30-14	37	3	5	0	0	0	4	2	1	9	0-1
2008	.212	24-13	33	0	7	2	0	0	0	2	1	6	2-3
TOTAL	.164	78-38	116	11	19	3	0	0	13	9	5	33	2-4

Career Highs

Hits: 2 vs. Arkansas-Pine Bluff (3/1/06)
Runs: 3 vs. Arkansas-Pine Bluff (3/1/06)
RBI: 2 vs. Arkansas-Pine Bluff (3/1/06)
Home Runs: N/A
Stolen Bases: 1 at Baylor (3/4/08)
Longest Streak: 6 games (2/23/08 - 3/8/08)
Current Streak: N/A

Notes

Hit safely in first six games he made plate appearances this season...Was one of two players to reach base safely in every game played thru 3/8 (Adam Cobb)



**CLINT
STUBBS • 5**
OF • 6-2 • 175 • So.
ATLANTA, TEXAS
(TEXAS)


Year	Avg.	GP-GS	AB	R	H	2B	3B	HR	RBI	BB	HP	SO	SB-ATT
2008	.203	39-14	74	8	15	2	0	0	11	3	0	18	2-2
TOTAL	.203	39-14	74	8	12	2	0	0	11	3	0	18	2-2

Career Highs

Hits: 2 at UL-Monroe (2/27/08)
Runs: 1, last vs. Ohio State (3/1/08)
RBI: 2 at UL-Monroe (2/27/08)
Home Runs: N/A
Stolen Bases: 1 vs. Grambling State (3/18/08)
Longest Streak: 3 games (2/26/08 - 3/1/08)
Current Streak: N/A

Notes

Had his first career multi-hit game, going 2-for-4 with 2 RBI at ULM (2/27)...Got game-tying hit at Baylor, 2-RBI single in 9th (3/4)...



**PATRICK
THOMAS • 4**
OF • 5-11 • 190 • JR.
MONROE, LA.
(NEVILLE HS)

Year	Avg.	GP-GS	AB	R	H	2B	3B	HR	RBI	BB	HP	SO	SB-ATT
2006	.273	34-4	33	7	9	2	0	0	10	7	1	8	3-5
2007	.366	51-30	134	30	49	6	1	3	28	20	3	19	6-12
2008	.204	43-26	108	18	22	4	0	0	10	17	2	23	2-3
TOTAL	.291	128-60	275	55	80	12	1	3	48	44	6	50	11-20

Career Highs

Hits: 3, last at Baylor (3/4/08)
Runs: 3 vs. Arkansas-Pine Bluff (2/13/07)
RBI: 5 vs. Arkansas-Pine Bluff (2/13/07)
Home Runs: 1, last vs. UL-Monroe (5/18/07)
Stolen Bases: 1, multiple times
Longest Streak: 6 games (4/5/07 - 4/15/07)
Current Streak: N/A

Notes

Had one of Tech's four hits vs. Texas A&M (3/2)...Had two hits at ULM, scoring 2 runs (2/27)...Tied a career-best with a 3-for-5 day at Baylor with 2 RBI and 2 runs scored (3/5)...Hit, two runs at Nevada (3/22)...2-for-5, 2 RBI vs. SJSU (3/29)...2-for-4, 2 RBI at Fresno State (4/12)...

BULLDOG HITTERS



**KEVIN
WINN • 7**

**2B • 6-0 • 180 • JR.
BOWLING GREEN, KY.
(WHITVER ACADEMY)**

Year	Avg.	GP-GS	AB	R	H	2B	3B	HR	RBI	BB	HP	SO	SB-ATT
2006	.289	35-5	38	10	11	1	1	0	2	3	0	6	1-1
2007	.243	48-22	103	13	25	5	1	1	12	10	2	14	1-1
2008	.299	39-26	107	24	32	5	0	2	15	12	1	11	1-4
TOTAL	.274	122-53	248	47	68	11	2	3	29	25	3	31	3-6

Career Highs

Hits: 4, twice, last vs. Northwestern State (4/23/08)
 Runs: 3, last vs. Northwestern State (4/23/08)
 RBI: 2, last vs. Northwestern State (4/23/08)
 Home Runs: 1, last vs. McNeese State (2/24/08)
 Stolen Bases: 1, last at Nevada (3/22/08)
 Longest Streak: 6 games (4/23/08 - 4/29/08)
 Current Streak: 6 games

Notes

Homered in opening series vs. McNeese...Had game-winning RBI double vs. UCA (3/9)...
 Had game-tying double vs. UT-Martin (3/14)...2-for-2, 2 RBI at Nevada (3/22)...Had a big
 weekend vs. Sac State, starting off 6-for-6 and finishing with a .636 mark (4/3-4/5)...Im-
 proved his average by more than 100 points in two weekends; entered Sacramento St. series
 hitting .163; was hitting .271 by the end of the Fresno State series...Went 4-for-5 with two
 doubles and two RBI vs. Northwestern State (4/23)...Multiple hits in four straight games;
 homered vs. Hawaii (4/27)

CAREER RECORD WATCH

Career Batting Average

1.	David Segui	1987	.393
2.	Phil Hiatt	1990	.392
3.	J.W. Mercer	1957-60	.383
4.	Charlie Montoyo	1985-87	.380
5.	Jim Orton	1958-59	.379
6.	Dale Holman	1977-79	.373
7.	Bubba Griffin	1997	.368
8.	Dave Brennan	1988-89	.364
9.	Wade Scott	1956-59	.362
2008 Bulldogs to Watch:			
	Drew Bunting	2007-	.351
	Jericho Jones	2006-	.339

Hits

1.	T.J. Soto	1997-00	269
2.	Chris Loy	1994-97	247
3.	Wade Robinson	2001-03	240
4.	Cullen Simmons	1999-02	231
5.	Daniel Robinson	1989-92	230
6.	Charlie Jones	1991-94	230
7.	Jay Adcock	1977-80	222
8.	Jim Aulds	1981-84	220
9.	Adam Cobb	2005-	212
10.	Dale Holman	1977-79	208
2008 Bulldogs to Watch:			
	Albie Goulder	2005-	174
	Jericho Jones	2006-	170

Doubles

1.	T.J. Soto	1997-00	58
2.	Carl Boyd	1981-84	53
3.	Jay Adcock	1977-80	46
4.	Chris Loy	1994-97	45
5.	Wade Robinson	2001-03	43
6.	Tony Lawrence	1995-97	42
7.	Dale Holman	1977-79	41
8.	Adam Cobb	2005-	40
	Charlie Jones	1991-94	40
	Daniel Robinson	1989-92	40
10.	Barry Johnson	1974-77	37
2008 Bulldogs to Watch:			
	Albie Goulder	2005-	26
	Jericho Jones	2006-	23

Home Runs

1.	T.J. Soto	1997-00	72
2.	Jim Aulds	1981-84	46
3.	Ken Shamburg	1988-89	41
4.	Charlie Montoyo	1985-87	38
5.	Chris Loy	1994-97	36
6.	Albie Goulder	2005-	35
	Bryan Myrow	1998-99	35
	Ed Beuerlein	1988-89	35
9.	Charlie Jones	1991-94	34
10.	Jericho Jones	2006-	31
	Jake Adams	2000-01	31

Walks

1.	Charlie Montoyo	1985-87	172
2.	Richie McAllister	1972-75	124
3.	Albie Goulder	2005-	108
	Jim Case	1979-82	105
5.	Drew Pregeant	1993-96	100
6.	Charlie Bailey	1976-79	97
7.	Johnny Walker	1975-78	94
8.	Daniel Robinson	1989-92	90
9.	Gary Patterson	1968-71	89
10.	Tony Lawrence	1995-97	86
2008 Bulldogs to Watch:			
	Adam Cobb	2005-	72

Triples

1.	John Cassibry	1969-72	9
	Bill Laird	1963-65	9
3.	Jay Adcock	1977-80	8
	Bobby Brasher	1946-49	8
	Dale Holman	1977-79	8
6.	Wade Robinson	2001-03	7
	Adam Cobb	2005-	7
7.	T.J. Soto	1997-99	6
	Steve Lacy	1973-75	6
	John Albritton	1976-79	6
	Daniel Robinson	1989-92	6
2008 Bulldogs to Watch:			
	Jericho Jones	2006-	4

Runs Batted In

1.	T.J. Soto	1997-00	220
2.	Chris Loy	1994-97	171
3.	Charlie Jones	1991-94	167
4.	Jim Aulds	1981-84	152
5.	Cullen Simmons	1999-02	150
6.	Barry Johnson	1974-77	143
7.	Albie Goulder	2005-	139
8.	Ken Shamburg	1988-89	138
9.	Dale Holman	1977-79	134
10.	Charlie Montoyo	1985-87	130
	Carl Boyd	1981-84	130
2008 Bulldogs to Watch:			
	Jericho Jones	2006-	124

Runs Scored

1.	T.J. Soto	1997-00	202
2.	Daniel Robinson	1989-92	156
3.	Adam Cobb	2005-	140
4.	Jay Adcock	1977-80	135
	John Albritton	1976-79	135
6.	Wade Robinson	2001-03	132
7.	Tony Lawrence	1995-97	131
	Cullen Simmons	2001-03	131
9.	Albie Goulder	2005-	130
10.	Chris Loy	1994-97	129
2008 Bulldogs to Watch:			
	Jericho Jones	2006-	114

Hit By Pitch

1.	Cullen Simmons	1999-02	31
2.	Nick Cauley	2001-02	28
	John Brandon	2001-03	28
4.	Albie Goulder	2005-	25
	Tony Lawrence	1995-97	25
	Matt Miller	1997-99	25
	Brian Rike	2005-07	25
8.	Mitch McIlwain	1995-98	21
9.	Drew Pregeant	1993-96	20
10.	John Brandon	2001-02	19
2008 Bulldogs to Watch:			
	Matt Combs	2007-	18
	Jericho Jones	2006-	16
	Chris Kersten	2006-	12

CAREER RECORD WATCH

Games Played

1.	T.J. Soto	1997-00	221
	Wade Robinson	2000-03	221
3.	Jay Adcock	1977-80	213
4.	Jeff Best	1979-82	206
5.	Daniel Robinson	1989-92	204
6.	Carl Boyd	1981-84	202
	Chris Loy	1994-97	202
8.	Albie Goulder	2005-	200
9.	Charlie Jones	1991-94	195
10.	Johnny Walker	1975-78	194
	Chuck Bailey	1976-79	194

2008 Bulldogs to Watch:

	Adam Cobb	2005-	189
--	-----------	-------	-----

Wins

1.	Eddie Holman	1971-74	33
2.	Richie Leblanc	1985-87	29
3.	Keith Thibodeaux	1977-80	28
4.	Bill Norwood	1971-74	27
5.	Rodney Howard	1972-75	24
6.	George Woodson	1961-64	23
	Randy McGilberry	1973-75	23
8.	Alvin Parker	1959-62	22
9.	Buddy Aulds	1981-84	21
10.	Three with		20

2008 Bulldogs to Watch:

	Jericho Jones	2006-	12
	Dylan Moseley	2005-	11
	Luke Burnett	2006-	9

Innings Pitched

1.	Richard Hunter	1989-92	352.1
2.	Adam Kirkendall	2000-03	321.0
3.	Bill Norwood	1971-74	303.0
4.	Milford Andrews	1953-56	299.2
5.	Rodney Howard	1972-75	297.2
6.	Eddie Holman	1971-74	291.2
7.	Keith Thibodeaux	1977-80	285.0
8.	Richie Leblanc	1985-87	281.1
9.	Kevin McGehee	1988-90	264.2
10.	Mark Harris	1990-93	261.0

2008 Bulldogs to Watch:

	Luke Burnett	2006-	204.1
--	--------------	-------	-------

Pitching Appearances

1.	Buddy Aulds	1981-84	77
2.	Adam Kirkendall	2000-03	72
3.	Billy Tanksley	1995-97	71
4.	Aaron Lorio	2005-	70
5.	Jimmy Faircloth	1985-87	66
6.	Mike Martin	1987-90	64
	Jonathan Whelen	1998-02	64
	Matt Lacy	2003-06	64
9.	Richard Hunter	1989-92	63
10.	Andrew Lassere	2005-	62

Strikeouts

1.	Eddie Holman	1971-74	336
2.	Adam Kirkendall	2000-03	286
3.	Richard Hunter	1989-92	280
4.	Randy McGilberry	1973-75	261
5.	Keith Thibodeaux	1977-80	247
	Kevin McGehee	1988-90	247
7.	Rodney Howard	1972-75	244
8.	Alvin Parker	1959-62	240
9.	Casey Blalock	2001-02	222
10.	Luke Burnett	2006-	218

2008 Bulldog Baseball
Overall Statistics for Louisiana Tech (as of Apr 29, 2008)
(All games Sorted by Batting avg)

Record: 19-24 Home: 16-8 Away: 3-14 Neutral: 0-2 WAC: 4-18

Player	AVG	GP-GS	AB	R	H	2B	3B	HR	RBI	TB	SLG%	BB	HBP	SO	GDP	OB%	SF	SH	SB-ATT	PO	A	E	FLD%
39 Jones, Jericho...	.362	43-41	152	38	55	5	1	10	32	92	.605	13	2	35	4	.419	0	0	5-8	37	7	0	1.000
9 Cobb, Adam.....	.333	43-43	180	37	60	8	2	7	29	93	.517	20	0	39	4	.400	0	2	9-12	108	1	3	.973
2 Grunenwald, Nick.	.314	43-43	153	31	48	6	0	5	22	69	.451	16	4	27	2	.389	2	8	13-16	70	112	19	.905
23 Goulder, Albie...	.310	43-43	145	37	45	6	0	11	34	84	.579	27	4	41	2	.427	2	0	7-7	338	23	5	.986
11 Kersten, Chris...	.299	43-41	147	32	44	9	0	10	40	83	.565	21	8	27	4	.403	5	3	5-9	31	82	14	.890
10 Bunting, Drew....	.293	41-33	116	20	34	7	0	1	15	44	.379	28	1	19	4	.432	1	0	1-2	27	26	3	.946
4 Thomas, Patrick..	.204	43-26	108	18	22	4	0	0	10	26	.241	17	2	23	4	.323	0	1	2-3	45	3	4	.923

30 Alexander, Clay..	.364	33-21	77	16	28	8	0	4	13	48	.623	11	2	23	0	.456	0	0	1-1	27	3	1	.968
8 Richard, Alex....	.348	17-4	23	4	8	0	1	0	2	10	.435	2	0	3	2	.400	0	0	0-0	6	6	1	.923
7 Winn, Kevin.....	.299	39-26	107	24	32	5	0	2	15	43	.402	12	1	11	7	.369	2	1	1-4	56	48	4	.963
22 Combs, Matt.....	.264	36-22	72	8	19	3	0	3	10	31	.431	7	5	21	3	.369	0	3	3-3	166	24	4	.979
26 Bohannon, Chris..	.240	18-7	25	4	6	1	0	2	9	13	.520	2	0	8	1	.276	2	0	0-0	6	0	0	1.000
14 Thomas, Drew....	.212	24-13	33	0	7	2	0	0	0	9	.273	2	1	6	1	.278	0	2	2-3	77	11	4	.957
34 Ewing, Clint.....	.211	13-8	19	3	4	0	0	2	8	10	.526	1	2	6	1	.318	0	0	0-1	35	6	2	.953
5 Stubbs, Clint....	.203	39-14	74	8	15	2	0	0	11	17	.230	3	0	18	1	.231	1	1	2-2	30	2	3	.914
3 Juneau, Chris....	.167	22-1	12	4	2	1	0	0	1	3	.250	2	0	3	1	.286	0	0	0-1	5	6	0	1.000
15 Mire, Jonathan...	.091	13-1	11	2	1	0	0	0	1	1	.091	3	1	5	0	.333	0	0	0-0	17	0	0	1.000
21 Knotts, Alan.....	.000	1-0	1	0	0	0	0	0	0	0	.000	0	0	0	0	.000	0	0	0-0	4	3	1	.875
33 Moseley, Dylan...	.000	1-0	1	0	0	0	0	0	0	0	.000	0	0	0	0	.000	0	0	0-0	6	12	0	1.000
Totals.....	.295	43-43	1456	286	430	67	4	57	252	676	.464	187	33	315	41	.384	15	21	51-72	1100	404	74	.953
Opponents.....	.298	43-43	1499	303	447	85	11	48	272	698	.466	175	51	289	22	.387	15	29	44-58	1095	436	62	.961

LOB - Team (331), Opp (367). DP's turned - Team (30), Opp (45). CI - Team (1), Ewing 1. IBB - Team (6), Goulder 2, Bunting 2, Thomas, P. 2, Opp (14). Picked off - Goulder 1, Thomas, P. 1, Bunting 1.

(All games Sorted by Earned run avg)

Player	ERA	W-L	APP	GS	CG	SHO/CBO	SV	IP	H	R	ER	BB	SO	2B	3B	HR	AB	B/Avg	WP	HBP	BK	SFA	SHA
33 Moseley, Dylan...	5.23	1-5	9	9	0	0/1	0	43.0	59	31	25	15	21	12	0	4	183	.322	7	13	0	2	4
39 Jones, Jericho...	5.66	5-4	11	10	0	0/1	0	55.2	64	43	35	21	40	13	0	12	225	.284	4	5	0	3	3

29 Jones, Casey.....	1.17	1-0	5	1	0	0/0	0	7.2	7	2	1	4	3	2	1	1	30	.233	0	0	0	0	0
24 Lorio, Aaron.....	3.80	5-3	17	0	0	0/0	1	21.1	21	12	9	8	21	5	2	1	85	.247	2	3	2	1	2
18 Lassere, Andrew..	4.58	1-2	15	3	0	0/0	0	39.1	47	29	20	13	30	9	0	4	147	.320	2	6	2	4	7
21 Knotts, Alan.....	4.75	3-2	12	6	1	0/0	1	41.2	45	30	22	14	42	10	2	2	167	.269	11	4	1	1	2
17 LeBreton, Mike...	5.75	1-1	10	2	0	0/0	0	20.1	25	15	13	9	9	2	1	3	80	.313	0	4	0	1	2
31 Anderson, John...	5.85	1-0	13	1	0	0/1	0	20.0	27	13	13	11	24	5	0	5	87	.310	2	0	0	1	0
19 Bradshaw, Jamey..	6.26	1-2	13	2	0	0/1	1	27.1	33	30	19	18	28	7	0	1	116	.284	2	3	2	0	1
8 Richard, Alex....	7.03	0-1	16	1	0	0/1	3	32.0	37	27	25	22	28	7	1	1	128	.289	4	3	1	2	2
47 Burnett, Luke....	8.41	0-4	10	8	0	0/0	0	40.2	52	48	38	32	30	10	2	8	169	.308	6	6	3	0	6
12 Braud, Landon....	10.34	0-0	13	0	0	0/1	0	15.2	27	20	18	6	12	2	1	6	74	.365	4	1	1	0	0
35 Helms, Clint.....	13.50	0-0	3	0	0	0/0	0	2.0	3	3	3	2	1	1	1	0	8	.375	1	3	0	0	0
Totals.....	5.84	19-24	43	43	1	2/2	6	366.2	447	303	238	175	289	85	11	48	1499	.298	45	51	12	15	29
Opponents.....	5.97	24-19	43	43	3	2/2	8	365.0	430	286	242	187	315	67	4	57	1456	.295	31	33	3	15	21

PB - Team (15), Combs 8, Ewing 4, Thomas, D. 3, Opp (12). Pickoffs - Team (9), Lassere 6, Anderson 1, Knotts 1, Combs 1, Opp (3). SBA/ATT - Combs (23-33), Thomas, D. (14-16), Knotts (8-10), Jones, J. (8-9), Ewing (7-8), Moseley (6-7), Burnett (2-6), Richard (3-6), Braud (5-5), Bradshaw (3-4), Anderson (3-3), LeBreton (3-3), Lorio (1-2), Lassere (1-2), Helms (1-1).

2008 Bulldog Baseball
Conference statistics for Louisiana Tech (as of May 01, 2008)
(WAC games only Sorted by Batting avg)

Record: 4-18 Home: 4-6 Away: 0-12 WAC: 4-18

Player	AVG	GP-GS	AB	R	H	2B	3B	HR	RBI	TB	SLG%	BB	HBP	SO	GDP	OB%	SF	SH	SB-ATT	PO	A	E	FLD%
39 Jones, Jericho...	.383	22-22	81	17	31	3	1	7	18	57	.704	7	1	21	3	.438	0	0	0-2	15	7	0	1.000
7 Winn, Kevin.....	.333	21-15	63	11	21	1	0	1	6	25	.397	5	1	10	6	.391	0	0	1-3	30	33	2	.969
2 Grunenwald, Nick.	.325	22-22	77	12	25	2	0	3	10	36	.468	7	1	14	0	.388	0	4	5-6	41	61	10	.911
23 Goulder, Albie...	.286	22-22	77	14	22	3	0	6	14	43	.558	12	1	27	1	.385	1	0	2-2	176	12	2	.989
11 Kersten, Chris...	.276	22-21	76	14	21	3	0	6	16	42	.553	9	3	15	2	.367	2	1	2-4	17	34	7	.879
9 Cobb, Adam.....	.255	22-22	94	12	24	3	0	1	11	30	.319	8	0	26	4	.314	0	1	2-4	52	1	2	.964

8 Richard, Alex....	.429	5-2	7	1	3	0	1	0	0	5	.714	0	0	0	0	.429	0	0	0-0	3	4	1	.875
3 Juneau, Chris....	.400	10-1	5	3	2	1	0	0	1	3	.600	1	0	2	0	.500	0	0	0-0	4	3	0	1.000
10 Bunting, Drew....	.300	20-14	50	8	15	4	0	0	4	19	.380	11	1	5	0	.435	0	0	0-0	12	13	3	.893
30 Alexander, Clay..	.283	18-15	53	8	15	4	0	4	8	31	.585	7	1	19	0	.377	0	0	0-0	16	2	0	1.000
15 Mire, Jonathan...	.250	3-0	4	0	1	0	0	0	1	1	.250	0	0	2	0	.250	0	0	0-0	5	0	0	1.000
22 Combs, Matt.....	.214	17-11	28	3	6	0	0	1	2	9	.321	2	4	11	2	.353	0	2	0-0	75	5	2	.976
26 Bohannon, Chris..	.182	9-3	11	1	2	1	0	1	3	6	.545	0	0	4	0	.167	1	0	0-0	4	0	0	1.000
34 Ewing, Clint.....	.176	12-7	17	2	3	0	0	2	7	9	.529	1	1	6	1	.263	0	0	0-0	28	6	2	.944
5 Stubbs, Clint....	.171	19-6	35	2	6	0	0	0	3	6	.171	1	0	9	0	.194	0	0	1-1	11	2	0	1.000
4 Thomas, Patrick..	.146	22-11	48	6	7	0	0	0	4	7	.146	11	1	16	1	.317	0	1	0-0	18	2	1	.952
14 Thomas, Drew.....	.100	12-4	10	0	1	0	0	0	0	1	.100	1	0	1	0	.182	0	2	1-1	26	5	2	.939
Totals.....	.279	22-22	736	114	205	25	2	32	108	330	.448	83	15	188	20	.362	4	11	14-23	547	214	36	.955
Opponents.....	.335	22-22	787	200	264	58	8	29	181	425	.540	108	27	131	14	.429	9	14	27-33	570	224	16	.980

LOB - Team (165), Opp (199). DPs turned - Team (17), Opp (21). CI - Team (1), Ewing 1. IBB - Team (3), Thomas, P. 2, Goulder 1, Opp (9). Picked off - Thomas, P. 1.

(WAC games only Sorted by Earned run avg)

Player	ERA	W-L	APP	GS	CG	SHO/CBO	SV	IP	H	R	ER	BB	SO	2B	3B	HR	AB	B/Avg	WP	HBP	BK	SFA	SHA
39 Jones, Jericho...	6.34	1-3	6	6	0	0/0	0	32.2	44	30	23	16	21	11	0	6	137	.321	3	2	0	3	2
33 Moseley, Dylan...	6.46	0-3	5	5	0	0/0	0	23.2	39	22	17	9	10	9	0	3	108	.361	3	6	0	2	2
47 Burnett, Luke....	8.49	0-3	6	5	0	0/0	0	23.1	25	27	22	25	17	4	1	4	93	.269	3	2	3	0	3

29 Jones, Casey.....	0.00	0-0	1	0	0	0/0	0	1.0	0	0	0	0	0	0	0	0	3	.000	0	0	0	0	0
18 Lassere, Andrew..	5.06	0-2	7	1	0	0/0	0	21.1	28	15	12	8	15	8	0	2	82	.341	1	4	1	1	2
21 Knotts, Alan.....	6.52	1-2	6	2	1	0/0	0	19.1	23	22	14	7	21	6	2	2	84	.274	7	2	0	1	2
24 Lorio, Aaron.....	7.56	2-2	8	0	0	0/0	0	8.1	14	9	7	3	6	4	2	0	41	.341	0	2	1	0	0
19 Bradshaw, Jamey..	9.00	0-2	6	2	0	0/0	0	13.0	19	19	13	11	11	4	0	1	56	.339	1	3	0	0	0
31 Anderson, John...	10.24	0-0	6	0	0	0/0	0	9.2	20	11	11	8	10	5	0	5	48	.417	0	0	0	1	0
8 Richard, Alex....	10.50	0-1	7	1	0	0/0	0	18.0	24	23	21	17	12	5	1	1	73	.329	4	2	1	1	2
17 LeBreton, Mike...	14.40	0-0	4	0	0	0/0	0	5.0	11	9	8	3	3	1	1	1	25	.440	0	3	0	0	1
12 Braud, Landon....	15.43	0-0	7	0	0	0/0	0	7.0	17	13	12	1	5	1	1	4	37	.459	2	1	1	0	0
Totals.....	7.90	4-18	22	22	1	0/0	0	182.1	264	200	160	108	131	58	8	29	787	.335	24	27	7	9	14
Opponents.....	4.78	18-4	22	22	2	1/1	4	190.0	205	114	101	83	188	25	2	32	736	.279	12	15	1	4	11

PB - Team (9), Combs 4, Ewing 4, Thomas, D. 1, Opp (1). Pickoffs - Team (4), Lassere 4, Opp (1). SBA/ATT - Combs (15-17), Thomas, D. (6-8), Ewing (6-7), Jones, J. (6-6), Moseley (5-5), Burnett (1-4), Richard (3-4), Knotts (3-3), Bradshaw (2-3), Anderson (3-3), Braud (2-2), Lassere (1-2), LeBreton (1-1).

2008 Bulldog Baseball
Team Game-by-Game for Louisiana Tech (as of May 01, 2008)
Batting (All games)

Date	Opponent	AB	R	H	RBI	2B	3B	HR	BB	IBB	SB	CS	HBP	SAC	SF	GDP	K	PO	A	E	Avg
Feb 22, 2008	McNeese State	37	14	14	13	1	0	3	4	0	0	0	0	0	2	0	8	27	9	0	.378
Feb 23, 2008	McNeese State	35	13	10	10	3	0	2	5	0	0	0	0	1	0	0	6	27	7	0	.333
Feb 24, 2008	McNeese State	38	17	19	17	4	0	3	7	0	5	0	1	0	1	3	2	27	10	2	.391
Feb 26, 2008	Texas-Arlington	33	8	7	7	1	0	1	8	0	1	1	0	0	0	0	7	27	10	4	.350
Feb 26, 2008	Texas-Arlington	34	8	11	6	0	0	2	5	0	1	0	0	0	0	2	4	27	7	1	.345
Feb 27, 2008	at ULM	42	11	14	9	2	0	1	3	0	5	1	0	0	0	0	11	27	5	1	.342
Feb 29, 2008	vs Arkansas	37	8	13	7	1	0	1	5	0	2	1	0	1	0	2	11	25	8	1	.344
Mar 01, 2008	vs Ohio State	41	4	11	3	1	0	0	1	0	0	0	0	0	0	0	13	24	12	2	.333
Mar 02, 2008	Texas A&M	32	4	4	4	0	0	2	4	0	1	0	0	0	0	1	8	27	13	2	.313
Mar 04, 2008	at Baylor	38	9	11	8	1	0	1	4	0	1	0	1	1	0	0	7	27	11	4	.311
Mar 05, 2008	at Baylor	34	6	10	5	2	1	0	8	0	0	1	0	1	1	1	7	24	8	1	.309
Mar 08, 2008	Central Arkansas	32	0	10	0	3	0	0	5	0	1	0	1	0	0	3	3	27	8	2	.309
Mar 09, 2008	Central Arkansas	25	3	7	2	1	0	1	1	0	3	1	1	0	0	0	6	21	8	0	.308
Mar 09, 2008	Central Arkansas	27	5	8	5	4	0	0	8	1	2	1	2	2	1	1	4	27	10	2	.307
Mar 11, 2008	Louisiana-Lafayette	33	2	6	1	1	0	0	4	0	0	1	0	0	1	0	6	27	9	7	.299
Mar 14, 2008	Tennessee-Martin	27	8	8	5	1	1	0	7	0	3	0	2	0	2	3	4	27	10	2	.299
Mar 15, 2008	Tennessee-Martin	30	6	8	6	3	0	2	5	0	2	1	0	0	1	0	6	27	8	1	.297
Mar 16, 2008	Tennessee-Martin	34	11	10	6	1	0	2	5	2	1	0	3	0	1	1	2	27	8	1	.297
Mar 18, 2008	Grambling State	31	10	10	7	2	0	1	7	0	6	1	3	3	0	2	3	27	12	0	.298
Mar 20, 2008	at *Nevada	30	6	5	6	1	0	2	6	0	0	0	1	1	0	1	5	24	12	1	.293
Mar 21, 2008	at *Nevada	25	3	5	3	1	0	1	4	0	0	1	2	0	0	0	13	19	8	1	.289
Mar 22, 2008	at *Nevada	35	6	10	6	3	1	1	3	0	2	1	2	0	1	0	9	24	6	1	.289
Mar 22, 2008	at *Nevada	35	4	14	4	3	0	0	3	0	2	2	0	2	1	0	7	24	12	0	.294
Mar 28, 2008	*San Jose State	36	6	11	6	1	0	1	6	0	0	0	1	0	1	0	8	27	13	2	.295
Mar 29, 2008	*San Jose State	32	7	9	7	1	0	1	5	0	2	1	0	1	0	0	7	27	8	1	.294
Mar 29, 2008	*San Jose State	54	12	15	9	1	0	4	9	3	1	0	1	1	0	2	7	42	19	2	.293
Apr 03, 2008	*Sacramento State	24	2	4	2	0	0	1	4	0	0	1	1	0	0	0	6	21	6	1	.290
Apr 05, 2008	*Sacramento State	39	7	16	5	0	0	2	2	0	0	0	1	0	0	4	4	27	15	1	.295
Apr 05, 2008	*Sacramento State	39	4	13	4	0	1	1	2	0	0	0	1	0	0	1	9	27	6	2	.296
Apr 11, 2008	at *Fresno State	36	5	10	5	1	0	1	5	0	0	0	1	0	0	1	14	24	5	4	.296
Apr 12, 2008	at *Fresno State	40	8	14	8	1	0	2	3	0	1	0	0	0	0	1	5	25	9	2	.298
Apr 12, 2008	at *Fresno State	24	1	3	1	0	0	0	3	0	1	0	0	0	0	0	12	19	6	3	.294
Apr 13, 2008	at *Fresno State	29	0	5	0	0	0	0	3	0	0	0	0	2	0	1	12	24	6	1	.291
Apr 18, 2008	at *San Jose State	25	1	5	1	1	0	1	5	0	3	0	0	1	0	0	9	18	11	1	.289
Apr 19, 2008	at *San Jose State	33	3	9	3	2	0	0	5	0	0	1	0	0	0	2	11	24	14	2	.288
Apr 19, 2008	at *San Jose State	32	2	6	2	3	0	0	3	0	1	0	2	1	0	1	8	25	10	1	.286
Apr 20, 2008	at *San Jose State	33	2	9	2	0	0	0	1	0	0	0	0	1	0	2	12	24	8	2	.285
Apr 23, 2008	Northwestern State	39	12	18	11	5	0	2	5	0	3	1	2	1	0	2	6	27	6	4	.291
Apr 25, 2008	*Hawaii	36	7	13	7	5	0	1	1	0	1	0	0	1	0	2	7	27	9	1	.293
Apr 26, 2008	*Hawaii	35	4	8	4	0	0	3	4	0	0	1	0	0	0	0	9	27	12	2	.291
Apr 26, 2008	*Hawaii	31	14	11	13	1	0	4	4	0	0	0	2	0	1	1	9	21	8	2	.292
Apr 27, 2008	*Hawaii	33	10	10	10	0	0	6	2	0	0	1	0	0	0	1	5	27	11	3	.293
Apr 29, 2008	at Grambling State	41	13	16	12	5	0	1	3	0	0	2	2	0	1	0	3	27	11	1	.295
Totals		1456	286	430	252	67	4	57	187	6	51	21	33	21	15	41	315	1100	404	74	.295

2008 Bulldog Baseball
Team Game-by-Game for Louisiana Tech (as of May 01, 2008)
Pitching (All games)

Date	Opponent	IP	H	R	ER	BB	SO	2B	3B	HR	WP	BK	HBP	DP	IBB	Score	W-L	SV	ERA
Feb 22, 2008	McNeese State	9.0	8	5	5	6	13	3	0	1	2	1	0	1	0	14-5	1-0	0	5.00
Feb 23, 2008	McNeese State	9.0	3	1	1	1	8	0	0	1	0	0	0	0	0	13-1	2-0	0	3.00
Feb 24, 2008	McNeese State	9.0	5	0	0	3	8	1	0	0	1	0	1	2	0	17-0	3-0	0	2.00
Feb 26, 2008	Texas-Arlington	9.0	10	4	0	3	4	1	0	0	0	1	3	2	0	8-4	4-0	1	1.50
Feb 26, 2008	Texas-Arlington	9.0	5	1	1	1	9	0	0	1	1	0	1	1	0	8-1	5-0	1	1.40
Feb 27, 2008	at ULM	9.0	9	7	7	6	14	1	0	3	0	2	0	1	0	11-7	6-0	2	2.33
Feb 29, 2008	vs Arkansas	8.1	13	9	8	5	4	3	0	2	1	0	0	1	1	8-9	6-1	2	3.18
Mar 01, 2008	vs Ohio State	8.0	15	7	6	3	2	3	0	0	2	0	2	1	0	4-7	6-2	2	3.58
Mar 02, 2008	Texas A&M	9.0	13	7	5	3	8	2	0	3	1	0	2	0	2	4-7	6-3	2	3.74
Mar 04, 2008	at Baylor	9.0	8	6	4	4	10	0	0	0	2	1	0	0	1	9-6	7-3	2	3.77
Mar 05, 2008	at Baylor	8.0	11	7	6	3	6	2	1	2	1	0	3	0	0	6-7	7-4	2	4.02
Mar 08, 2008	Central Arkansas	9.0	7	5	3	2	10	1	0	0	1	0	5	0	1	0-5	7-5	2	3.93
Mar 09, 2008	Central Arkansas	7.0	3	0	0	1	3	0	0	0	0	0	1	0	0	3-0	8-5	3	3.69
Mar 09, 2008	Central Arkansas	9.0	9	4	4	4	7	3	0	0	2	0	2	1	0	5-4	9-5	4	3.71
Mar 11, 2008	Louisiana-Lafayette	9.0	11	11	2	6	4	1	0	2	0	0	1	0	0	2-11	9-6	4	3.59
Mar 14, 2008	Tennessee-Martin	9.0	9	5	4	1	8	1	0	1	2	0	0	1	0	8-5	10-6	4	3.62
Mar 15, 2008	Tennessee-Martin	9.0	4	1	1	1	8	0	0	1	0	0	0	0	0	6-1	11-6	4	3.46
Mar 16, 2008	Tennessee-Martin	9.0	10	6	6	2	6	0	0	1	1	0	0	0	0	11-6	12-6	5	3.60
Mar 18, 2008	Grambling State	9.0	10	4	4	5	9	3	0	0	1	0	2	1	0	10-4	13-6	5	3.63
Mar 20, 2008	at *Nevada	8.0	14	11	10	5	7	3	1	2	2	1	2	1	1	6-11	13-7	5	3.98
Mar 21, 2008	at *Nevada	6.1	18	14	11	3	6	6	2	3	0	0	0	1	1	3-14	13-8	5	4.38
Mar 22, 2008	at *Nevada	8.0	11	7	7	6	9	4	0	0	0	1	0	1	1	6-7	13-9	5	4.53
Mar 22, 2008	at *Nevada	8.0	8	6	6	3	7	3	0	1	1	0	1	0	0	4-6	13-10	5	4.62
Mar 28, 2008	*San Jose State	9.0	12	11	9	7	2	3	0	2	0	1	1	1	0	6-11	13-11	5	4.81
Mar 29, 2008	*San Jose State	9.0	7	2	1	4	7	2	0	0	3	0	2	1	0	7-2	14-11	5	4.65
Mar 29, 2008	*San Jose State	14.0	14	11	9	12	9	2	1	1	1	1	2	0	1	12-11	15-11	5	4.72
Apr 03, 2008	*Sacramento State	7.0	16	17	17	5	3	1	0	5	1	1	0	2	0	2-17	15-12	5	5.23
Apr 05, 2008	*Sacramento State	9.0	16	13	13	6	4	4	0	6	0	0	0	2	1	7-13	15-13	5	5.52
Apr 05, 2008	*Sacramento State	9.0	11	6	4	3	8	2	1	1	0	0	0	0	0	4-6	15-14	5	5.46
Apr 11, 2008	at *Fresno State	8.0	14	14	11	3	11	3	0	1	6	0	2	0	0	5-14	15-15	5	5.68
Apr 12, 2008	at *Fresno State	8.1	11	9	5	4	5	1	0	1	0	0	1	1	1	8-9	15-16	5	5.67
Apr 12, 2008	at *Fresno State	6.1	11	11	8	6	6	0	0	3	1	0	2	1	0	1-11	15-17	5	5.80
Apr 13, 2008	at *Fresno State	8.0	8	8	7	6	4	3	0	0	2	0	2	0	1	0-8	15-18	5	5.86
Apr 18, 2008	at *San Jose State	6.0	14	11	10	7	3	4	1	0	1	0	0	0	1	1-11	15-19	5	6.04
Apr 19, 2008	at *San Jose State	8.0	11	8	2	5	4	3	0	0	0	0	3	2	0	3-8	15-20	5	5.94
Apr 19, 2008	at *San Jose State	8.1	7	3	1	7	5	1	0	0	1	2	0	0	1	2-3	15-21	5	5.81
Apr 20, 2008	at *San Jose State	8.0	11	4	3	3	2	2	0	0	2	0	3	1	0	2-4	15-22	5	5.75
Apr 23, 2008	Northwestern State	9.0	12	10	8	4	6	1	0	1	1	0	1	1	0	12-10	16-22	6	5.81
Apr 25, 2008	*Hawaii	9.0	14	13	11	7	10	1	1	1	2	0	4	1	0	7-13	16-23	6	5.95
Apr 26, 2008	*Hawaii	9.0	15	8	8	3	6	6	0	1	0	0	0	0	0	4-8	16-24	6	6.01
Apr 26, 2008	*Hawaii	7.0	5	4	0	1	8	2	0	0	1	0	0	1	0	14-4	17-24	6	5.89
Apr 27, 2008	*Hawaii	9.0	16	9	7	2	5	2	1	1	0	0	2	1	0	10-9	18-24	6	5.91
Apr 29, 2008	at Grambling State	9.0	8	3	3	3	11	1	2	0	2	0	0	0	0	13-3	19-24	6	5.84
Totals		366.2	447	303	238	175	289	85	11	48	45	12	51	30	14	286-303	19-24	6	5.84

* = WAC game

2008 Bulldog Baseball
 AB-R-H-BI Breakdown for Louisiana Tech (as of May 01, 2008)
 (All games)

Opponent	Date	#30	#26	#10	#9	#22	#34	#23	#2	#39	#3	#11	#21	#15	#33	#8	#5	#14	#4
		ALEXANDE	BOHANNAN	BUNTING	COBB	COMBS	EWING	GOULDER	GRUNENWA	JONES,J	JUNEAU	KERSTEN	KNOTTS	MIRE	MOSELEY	RICHARD	STUBBS	THOMAS,D	THOMAS,P
MCN	Feb 22	1-1-1-0	3-3-2-3	5-1-1-0	4-0-2-0	4-2-3-4	3-3-2-0	4-2-2-1	2-0-0-0	3-1-1-5	0-0-0-0	1-0-0-0	1-1-0-0	3-0-0-0
MCN	Feb 23	0-1-0-0	3-2-2-2	5-1-1-1	4-0-2-0	2-3-1-1	4-0-1-2	5-2-2-0	1-0-0-0	4-2-1-4	1-0-0-0	2-0-0-0	4-0-1-0	4-2-1-0
MCN	Feb 24	..Def..	4-1-1-2	5-2-4-3	4-1-3-2	3-2-1-0	5-3-3-3	4-1-1-2	4-2-3-1	0-1-0-0	2-0-0-0	1-1-1-0	3-1-1-2
UTA	Feb 25	3-0-1-0	2-1-1-0	5-1-2-2	3-1-0-0	4-0-1-2	4-1-0-0	3-1-1-3	..Def..	3-1-1-0	1-0-0-0	1-0-0-0	3-1-0-0
UTA	Feb 26	5-0-0-0	4-1-1-0	3-1-2-3	4-2-2-0	2-3-2-2	1-0-0-0	3-0-2-1	1-0-0-0	3-0-0-0	1-0-1-0	3-0-1-0	1-0-0-0
ULM	Feb 27	4-0-1-0	5-1-1-1	3-0-0-0	4-0-1-1	5-0-0-0	5-3-3-1	4-2-2-4	1-0-1-0	4-1-2-2	2-0-1-0	5-2-2-0
ARK	Feb 29	4-0-1-0	4-1-1-0	4-0-1-2	5-3-3-0	4-0-1-0	5-1-2-1	1-0-0-0	3-2-2-2	1-0-0-0	1-0-1-1	..Def..	3-0-1-1
OSU	Mar 01	2-1-2-2	1-1-0-0	2-0-0-0	3-0-2-0	..Def..	5-1-1-0	4-0-0-0	5-0-0-0	..Def..	5-1-2-0	1-0-0-0	2-0-1-1	3-0-1-0	3-0-1-0	3-0-1-0
TAMU	Mar 02	1-0-0-0	4-0-0-0	4-2-2-4	2-0-0-0	2-0-0-0	3-0-0-0	4-0-1-0	4-0-0-0	3-1-0-0	..Def..	4-1-1-0
BU	Mar 04	1-1-1-2	4-0-0-0	4-2-3-2	..Def..	4-1-0-0	5-0-1-0	2-0-0-0	..Def..	3-1-1-0	0-1-0-0	3-1-1-2	3-0-1-0	5-2-3-2
BU	Mar 05	0-0-0-0	..Def..	3-1-1-0	5-2-2-0	3-0-0-0	3-1-1-1	5-0-1-0	1-0-0-0	0-0-0-0	3-0-0-1	2-2-2-0	5-0-2-2	..Def..	2-0-0-0
UCA	Mar 08	4-0-3-0	3-0-1-0	1-0-1-0	3-0-1-0	3-0-2-0	4-0-1-0	2-0-0-0	1-0-0-0	2-0-1-0	4-0-0-0
UCA	Mar 09	3-0-1-0	3-1-3-0	3-0-1-0	2-2-2-2	3-0-0-0	2-0-0-0	3-0-0-0	2-0-0-0	3-0-0-0	1-0-0-0
UCA	Mar 09	2-0-1-0	1-0-0-0	3-1-1-0	4-1-2-0	1-0-0-0	3-0-0-0	0-0-0-1	1-1-0-0	3-1-1-2	1-0-0-0	2-0-0-0	3-1-2-0
ULL	Mar 11	1-1-1-0	1-0-0-0	2-0-0-0	4-0-0-0	2-0-0-0	3-0-0-0	2-0-1-1	3-0-1-0	1-0-0-0	4-1-2-0	1-0-0-0	1-0-0-0	1-0-0-0	1-0-0-0	5-0-1-0
UTM	Mar 14	4-0-2-0	1-0-0-0	2-0-0-1	3-2-2-3	0-1-0-0	3-1-1-0	3-1-2-1	3-2-1-0	2-1-0-0	3-0-0-0	1-0-0-0	2-0-0-0
UTM	Mar 15	2-1-1-0	1-0-0-1	2-0-0-0	4-1-1-0	4-1-1-1	3-1-1-1	3-1-1-2	2-0-0-0	..Def..	4-0-2-1	1-0-0-0	1-0-0-0	1-0-0-0	1-0-0-0
UTM	Mar 16	3-1-1-0	4-1-1-4	2-1-1-0	4-0-0-0	1-0-0-0	2-1-0-1	5-3-4-1	5-2-2-0	4-1-0-0	1-0-0-0	2-0-0-0	..Def..
GSU	Mar 18	3-0-1-1	3-1-2-1	2-0-1-1	4-2-1-1	3-0-0-0	2-1-1-0	4-1-1-0	3-0-0-0	..Def..	2-2-2-2	0-1-0-0	2-1-1-1	1-0-0-0
NEVADA	Mar 20	3-1-1-0	1-0-1-0	4-0-0-0	5-1-1-1	1-0-0-0	4-2-2-5	3-0-0-0	3-1-0-0	3-1-0-0	1-0-0-0	2-0-0-0	..Def..
NEVADA	Mar 21	1-0-0-0	2-1-1-0	4-0-1-0	3-0-0-0	4-0-0-0	3-1-3-3	3-0-0-0	1-0-0-0	1-0-0-0	2-0-0-0
NEVADA	Mar 22	5-1-2-0	1-0-0-1	4-0-3-1	3-1-1-0	2-0-1-0	5-0-0-1	3-0-1-0	5-1-2-2	3-2-1-1	5-0-0-0	2-0-0-0	3-2-1-0
NEVADA	Mar 22	1-0-0-0	5-0-2-0	4-0-2-1	0-0-0-0	4-1-2-0	3-0-2-0	5-1-3-0	1-0-0-1	1-0-0-0
SJSU	Mar 28	4-1-2-2	3-1-1-0	5-2-1-2	2-0-1-0	5-0-1-1	5-1-2-0	4-0-2-0	4-0-1-1	1-0-0-0
SJSU	Mar 29	4-0-1-0	2-0-0-0	3-1-1-0	5-0-1-1	2-2-0-0	4-1-2-2	3-1-0-0	4-1-2-3	1-1-1-1	3-0-1-0	1-0-0-0
SJSU	Mar 29	4-1-1-1	..Def..	6-0-0-0	7-1-0-0	1-0-1-0	4-2-2-2	7-1-3-1	7-4-5-3	..Def..	6-1-0-0	1-1-1-0	3-1-0-0	2-0-0-0	5-0-2-2
SAC	Apr 03	4-0-0-0	1-0-0-0	2-0-0-0	3-0-0-0	2-1-1-2	1-0-0-0	1-0-0-0	2-0-0-0	1-0-0-0	1-0-0-0	2-0-1-0	1-0-0-0	1-0-0-0	1-0-0-0
SAC	Apr 05	4-1-1-2	5-1-2-0	1-0-1-0	..Def..	4-1-2-0	4-1-2-1	4-1-1-2	5-1-2-0	2-0-1-0	3-0-0-0	2-0-0-0	1-0-0-0
SAC	Apr 05	5-0-3-0	1-0-0-0	4-0-0-0	2-0-0-0	4-1-1-0	5-1-1-0	5-1-4-2	..Def..	4-0-1-1	2-0-1-0	1-0-1-1	..Def..	1-0-0-0
FS	Apr 11	3-0-0-0	1-0-0-0	2-2-1-0	4-1-1-0	1-0-0-0	..Def..	5-0-1-0	3-0-0-0	5-1-2-4	..Def..	5-0-2-1	1-0-0-0	..Def..	1-0-1-0
FS	Apr 12	1-0-0-0	5-0-2-0	..Def..	3-1-1-4	4-1-1-2	5-0-1-0	5-2-1-0	4-1-3-0	4-0-1-0	4-1-2-2
FS	Apr 12	..Def..	2-0-0-0	3-0-0-1	3-0-0-0	2-0-1-0	2-1-1-0	3-0-0-0	0-0-0-0	3-0-0-0	1-0-0-0Def..	3-0-1-0
FS	Apr 13	2-0-0-0	1-0-0-0	1-0-0-0	3-0-1-0	2-0-0-0	4-0-2-0	1-0-0-0	3-0-0-0	3-0-1-0	1-0-0-0	4-0-0-0
SJSU	Apr 18	2-0-0-0	3-0-0-0	2-0-0-0	1-0-1-0	3-0-1-0	2-0-0-0	1-0-0-0	3-1-1-1	1-0-1-0	1-0-0-0	0-0-0-0	1-0-0-0
SJSU	Apr 19	3-0-0-0	3-1-2-0	5-0-2-3	2-0-0-0	4-0-1-0	2-0-1-0	4-0-2-0	..Def..	5-0-0-0	1-0-1-0	3-1-0-0
SJSU	Apr 19	4-0-1-0	4-1-1-1	3-0-1-0	3-0-1-0	3-1-0-0	4-0-2-1	3-0-0-0	3-0-0-0
SJSU	Apr 20	1-0-1-2	4-0-2-0	1-0-0-0	2-0-0-0	4-1-1-0	3-0-2-0	3-0-2-0	..Def..	4-1-1-0	3-0-1-0	3-0-0-0
NWLA	Apr 23	5-1-2-0	5-2-3-1	4-1-3-3	4-0-0-0	4-2-1-1	5-1-3-3	3-0-0-0	4-2-2-1
HAWAII	Apr 25	2-2-2-2	2-0-1-1	5-1-2-0	2-0-0-0	2-0-0-0	4-1-1-0	2-0-1-0	2-2-2-1	3-1-2-1	2-0-0-1	1-0-0-0	2-0-1-1	1-0-0-0	2-0-0-0
HAWAII	Apr 26	5-1-2-1	1-0-0-0	4-0-0-0	2-0-0-0	4-1-1-1	4-0-1-0	4-2-2-1	1-0-0-0	3-0-0-0	1-0-0-0	1-0-0-0	..Def..	2-0-0-0
HAWAII	Apr 26	2-2-1-0	5-2-2-1	2-1-2-0	3-1-1-2	3-1-0-0	3-2-1-3	4-2-2-5	4-0-0-0	0-1-0-0
HAWAII	Apr 27	1-0-0-0	1-1-1-2	1-0-0-0	4-1-1-0	3-0-0-0	1-1-1-3	4-1-1-0	4-2-2-3	3-0-1-0	3-2-1-1	2-0-0-0	2-0-0-0
GSU	Apr 29	1-1-1-0	2-0-1-0	3-1-1-2	3-2-3-0	2-0-1-0	2-1-1-1	4-3-3-4	3-1-0-0	3-2-2-1	1-0-0-0	5-0-1-1	1-0-0-0	1-0-0-0	1-0-0-0	1-0-0-1	3-0-0-0

2008 Bulldog Baseball
 AB-R-H-RBI Breakdown for Louisiana Tech (as of May 01, 2008)
 (All games)

Opponent	Date	#7 WINN
MCN	Feb 22	3-0-0-0
MCN	Feb 23
MCN	Feb 24	3-2-1-2
UTA	Feb 26	1-1-0-0
UTA	Feb 26	3-1-0-0
ULM	Feb 27	0-2-0-0
ARK	Feb 29	2-0-0-0
OSU	Mar 01	2-0-0-0
TAMU	Mar 02	1-0-0-0
BU	Mar 04	4-0-0-0
BU	Mar 05	2-0-1-1
UCA	Mar 08	5-0-0-0
UCA	Mar 09
UCA	Mar 09	3-0-1-2
ULI	Mar 11	0-0-0-0
UTM	Mar 14
UTM	Mar 15	2-1-1-0
UTM	Mar 16	1-1-1-0
GSU	Mar 18	2-0-0-0
NEVADA	Mar 20	1-0-0-0
NEVADA	Mar 21	1-0-0-0
NEVADA	Mar 22	1-0-0-0
NEVADA	Mar 22	2-0-2-2
SJSU	Mar 28	3-1-0-0
SJSU	Mar 29
SJSU	Mar 29	1-0-0-0
SAC	Apr 03	2-1-2-0
SAC	Apr 05	4-1-4-0
SAC	Apr 05	5-1-1-0
FS	Apr 11	5-1-2-0
FS	Apr 12	5-2-2-0
FS	Apr 12	2-0-0-0
FS	Apr 13	4-0-1-0
SJSU	Apr 18	2-0-0-0
SJSU	Apr 19	1-0-0-0
SJSU	Apr 19	5-0-0-0
SJSU	Apr 20	4-0-0-0
NWLA	Apr 23	5-3-4-2
HAWAII	Apr 25	4-0-1-0
HAWAII	Apr 26	3-0-2-1
HAWAII	Apr 26	4-2-2-2
HAWAII	Apr 27	4-2-2-1
GSU	Apr 29	5-2-2-2

2008 Bulldog Baseball
IP-H-R-ER-BB-SO Breakdown for Louisiana Tech (as of May 01, 2008)
(All games)

Opponent	Date	#31 ANDERSON	#19 BRADSHAW	#12 BRAUD	#47 BURNETT	#35 HELMS	#29 JONES, C	#39 JONES, J
McNeese State	Feb 22	3.0- 3- 1- 1- 1- 6	4.0- 5- 4- 4- 5*
McNeese State	Feb 23
McNeese State	Feb 24	1.0- 0- 0- 1- 2	3.0- 2- 0- 0- 2	5.0- 1- 1- 1- 0- 4*
Texas-Arlington	Feb 26	2.0- 3- 4- 0- 1- 0	0.1- 0- 0- 0- 0
Texas-Arlington	Feb 26	2.0- 0- 0- 0- 4	2.0- 2- 0- 0- 4
ULM	Feb 27	3.1- 3- 3- 3- 2- 6
Arkansas	Feb 29	2.1- 2- 2- 2- 3- 1	6.0-10- 6- 5- 2- 3*
Ohio State	Mar 01	1.0- 2- 1- 1- 1- 0
Texas A&M	Mar 02	4.1- 7- 6- 5- 1- 3*
Baylor	Mar 04	2.0- 1- 1- 0- 2- 1
Baylor	Mar 05	4.0- 7- 7- 7- 1- 3*
Central Arkansas	Mar 08
Central Arkansas	Mar 09	1.2- 0- 0- 0- 0- 1	1.0- 1- 0- 0- 0- 3
Central Arkansas	Mar 09	5.1- 3- 0- 0- 1- 2*
Louisiana-Lafayette	Mar 11	0.1- 1- 0- 0- 1- 0
Tennessee-Martin	Mar 14	2.1- 4- 2- 1- 0- 4	1.2- 3- 2- 1- 2- 0
Tennessee-Martin	Mar 15	1.0- 0- 0- 0- 0- 1
Tennessee-Martin	Mar 16	1.1- 2- 3- 3- 1- 0
Tennessee-Martin	Mar 18	1.1- 2- 0- 0- 1- 2
Grambling State	Mar 20	2.2- 3- 2- 2- 1- 3	1.0- 2- 2- 1- 0- 2	0.2- 2- 3- 3- 2- 0	2.0- 1- 0- 0- 2- 0*
Nevada	Mar 21
Nevada	Mar 21	3.0- 9- 6- 6- 2- 5
Nevada	Mar 22	4.1- 5- 5- 5- 4*
Nevada	Mar 22
San Jose State	Mar 28	1.0- 1- 0- 0- 0- 0	6.1- 4- 1- 1- 2- 5*
San Jose State	Mar 29	0.1- 0- 0- 0- 0- 1
San Jose State	Mar 29	2.0- 2- 0- 0- 4- 2	3.1- 5- 5- 4- 4- 0*	7.1- 6- 2- 1- 4- 6*
Sacramento State	Apr 03	0.1- 4- 4- 1- 0*	3.1-11- 9- 9- 0- 1
Sacramento State	Apr 05	2.2- 4- 2- 2- 1- 1
Sacramento State	Apr 05	4.0- 2- 1- 0- 2- 3	5.0-10- 8- 8- 3- 2*
Sacramento State	Apr 11
Fresno State	Apr 11
Fresno State	Apr 12	2.0- 1- 3- 0- 2- 2	6.0- 7- 4- 4- 1- 3*
Fresno State	Apr 12
Fresno State	Apr 13	0.2- 2- 2- 2- 1- 0	0.0- 0- 1- 1- 1- 0
San Jose State	Apr 18
San Jose State	Apr 19	1.1- 4- 7- 1- 4- 1*
San Jose State	Apr 19
San Jose State	Apr 20	0.1- 0- 0- 0- 0- 0	8.0- 6- 2- 1- 6- 5*
San Jose State	Apr 20
Northwestern State	Apr 23	2.0- 1- 0- 0- 0- 0	1.0- 0- 0- 0- 0- 2	0.0- 2- 3- 3- 1- 0
Hawaii	Apr 25	0.2- 1- 1- 0- 1	4.1- 6- 5- 3- 3- 6	1.1- 2- 0- 0- 0- 1	0.2- 1- 5- 5- 4- 0*	6.2-13- 8- 8- 2- 4*
Hawaii	Apr 26
Hawaii	Apr 26
Hawaii	Apr 27	0.2- 2- 0- 0- 0- 1	0.0- 1- 1- 1- 0- 0
Grambling State	Apr 29	2.0- 2- 1- 1- 0- 5*	2.0- 2- 2- 2- 2- 3	1.0- 1- 0- 0- 0- 1	2.0- 2- 0- 0- 0- 0

2008 Bulldog Baseball
IP-H-R-ER-BB-SO Breakdown for Louisiana Tech (as of May 01, 2008)
(All games)

Opponent	Date	#21 KNOTTS	#18 LASSERE	#17 LEBRETON	#24 LORIO	#33 MOSELEY	#8 RICHARD
McNeese State	Feb 22	2.0-0-0-0-1-2
McNeese State	Feb 23	2.0-0-0-0-1-3	1.0-2-0-0-0-0	1.0-0-0-0-0-1
McNeese State	Feb 24
Texas-Arlington	Feb 26	5.1-7-0-0-1-4*	4.0-2-0-0-2-3*	1.0-1-0-0-0-1
Texas-Arlington	Feb 26	1.1-0-0-0-1-0
ULM	Feb 27	3.0-6-4-4-2-3*	5.0-3-1-1-1-1*
Arkansas	Feb 29
Ohio State	Mar 01
Texas A&M	Mar 02	4.0-6-1-1-1-3
Baylor	Mar 04	5.0-6-4-4-2-7*	2.0-4-2-2-0-0	5.0-9-4-3-2-2*	0.2-0-0-0-1-2
Baylor	Mar 05
Central Arkansas	Mar 08	1.2-1-0-0-1-0
Central Arkansas	Mar 09
Central Arkansas	Mar 09
Louisiana-Lafayette	Mar 11	1.1-1-2-0-0-1	2.2-2-3-2-4-1*
Tennessee-Martin	Mar 14
Tennessee-Martin	Mar 15	5.0-3-0-0-1-4*	3.0-1-1-1-0-3
Tennessee-Martin	Mar 16
Gambling State	Mar 18
Nevada	Mar 20
Nevada	Mar 21	3.1-9-8-5-1-1*
Nevada	Mar 22	3.2-6-2-2-1-5
Nevada	Mar 22
San Jose State	Mar 28
San Jose State	Mar 29
San Jose State	Mar 29
Sacramento State	Apr 03	3.1-4-4-2-4	4.0-1-0-0-2-1
Sacramento State	Apr 05
Sacramento State	Apr 05	1.1-2-3-3-2-1
Sacramento State	Apr 05	0.1-0-0-0-0-0	0.1-0-0-0-0-0	1.0-0-0-0-0-1	3.1-9-5-4-1-4*
Fresno State	Apr 11	5.0-4-5-2-8	3.0-10-9-6-1-3*
Fresno State	Apr 12
Fresno State	Apr 12	1.1-5-5-4-1-1
Fresno State	Apr 13
San Jose State	Apr 18
San Jose State	Apr 19	2.1-4-3-3-2-1	5.1-6-5-4-3-2*	2.0-0-0-0-1-2
San Jose State	Apr 19	6.2-7-1-1-1-3	3.2-10-8-7-5-2*
San Jose State	Apr 19	0.1-1-1-0-1-0
San Jose State	Apr 20
San Jose State	Apr 20
Northwestern State	Apr 23	0.2-0-0-0-0-0	2.0-3-3-1-1-0*
Hawaii	Apr 25
Hawaii	Apr 25	1.0-2-1-1-0-1
Hawaii	Apr 26	2.1-2-0-0-1-2
Hawaii	Apr 26	7.0-5-4-0-1-8*
Hawaii	Apr 27
Gambling State	Apr 29	1.0-1-0-0-0-1

2008 Bulldog Baseball
Games Summary for Louisiana Tech (as of May 01, 2008)
(All games)

Inning-by-inning	1	2	3	4	5	6	7	8	9	EX	Total
-----	--	--	--	--	--	--	--	--	--	--	-----
Louisiana Tech	44	33	22	23	44	33	36	22	26	3	286
Opponents	53	31	35	29	41	40	33	30	9	2	303

Win-Loss Record When

Overall.....	19-24	After 6 leading.....	13-3
Conference.....	4-18 trailing.....	3-21
Non-Conference.....	15-6 tied.....	3-0
Home games.....	16-8	After 7 leading.....	13-2
Away games.....	3-14 trailing.....	4-17
Neutral site.....	0-2 tied.....	0-1
Day games.....	11-16	After 8 leading.....	14-2
Night games.....	8-8 trailing.....	3-17
vs Left starter.....	7-9 tied.....	0-1
vs Right starter....	12-15		
1-Run games.....	3-5	Hit 0 home runs.....	2-10
2-Run games.....	1-3	... 1 home run.....	7-9
5+Run games.....	10-13	... 2+ home runs.....	10-5
Extra innings.....	1-0		
Shutouts.....	2-2	Opponent 0 home runs	9-8
	 1 home run.	9-6
	 2+ HRs.....	1-10
Scoring 0-2 runs....	0-8		
..... 3-5 runs....	2-8		
..... 6-9 runs....	6-8	Made 0 errors.....	4-1
..... 10+ runs....	11-0 1 error.....	6-11
	 2+ errors.....	9-12
Opponent 0-2 runs... 6-0			
..... 3-5 runs... 7-3		Opp. made 0 errors..	4-13
..... 6-9 runs... 4-11	 1 error...	2-4
..... 10+ runs... 2-10	 2+ errors.	13-7
Scored in 1st inning 11-7		Out-hit opponent....	13-4
Opp. scored in 1st.. 6-16		Out-hit by opponent.	4-18
Scores first..... 13-8		Hits are tied.....	2-2
Opp. scores first... 6-16			

Record when team scores:

Runs	0	1	2	3	4	5	6	7	8	9	10+
W-L	0-2	0-2	0-4	1-2	0-5	1-1	1-4	1-2	3-2	1-0	11-0

Record when opponent scores:

Runs	0	1	2	3	4	5	6	7	8	9	10+
W-L	2-0	3-0	1-0	1-1	4-1	2-1	2-2	1-4	0-3	1-2	2-10

Record when leading after:

Inn.	1	2	3	4	5	6	7	8
W-L	10-3	15-3	14-3	14-4	13-3	13-3	13-2	14-2

Record when trailing after:

Inn.	1	2	3	4	5	6	7	8
W-L	3-12	2-15	3-18	2-19	2-21	3-21	4-17	3-17

Record when tied after:

Inn.	1	2	3	4	5	6	7	8
W-L	6-9	2-6	2-3	3-1	4-0	3-0	0-1	0-1

Current winning streak: 3

Longest winning streak: 6

Longest losing streak: 11

Home attendance : 16412 (19 dates avg = 863)

Away attendance : 20914 (16 dates avg = 1307)

Total attendance: 37326 (35 dates avg = 1066)

2008 Bulldog Baseball
Miscellaneous Stats for Louisiana Tech (as of May 01, 2008)
(All games)

MULTIPLE HIT GAMES	2	3	4	5+	Tot

9 Cobb, Adam.....	13	4	1	-	18
39 Jones, Jericho...	13	3	1	1	18
11 Kersten, Chris...	12	2	-	-	14
2 Grunenwald, Nick.	9	3	1	-	13
23 Goulder, Albie...	7	3	-	-	10
7 Winn, Kevin.....	8	-	2	-	10
30 Alexander, Clay..	6	1	-	-	7
10 Bunting, Drew....	5	2	-	-	7
4 Thomas, Patrick..	5	1	-	-	6
22 Combs, Matt.....	2	2	-	-	4
5 Stubbs, Clint....	2	-	-	-	2
8 Richard, Alex....	1	-	-	-	1
26 Bohannon, Chris..	1	-	-	-	1
3 Juneau, Chris....	1	-	-	-	1

TEAM	85	21	5	1	112

MULTIPLE RBI GAMES	2	3	4	5+	Tot

39 Jones, Jericho...	5	4	1	-	10
23 Goulder, Albie...	5	1	2	1	9
11 Kersten, Chris...	3	1	2	2	8
9 Cobb, Adam.....	3	3	1	-	7
2 Grunenwald, Nick.	3	3	-	-	6
7 Winn, Kevin.....	6	-	-	-	6
30 Alexander, Clay..	5	-	-	-	5
10 Bunting, Drew....	4	1	-	-	5
22 Combs, Matt.....	3	1	-	-	4
4 Thomas, Patrick..	4	-	-	-	4
5 Stubbs, Clint....	3	-	-	-	3
26 Bohannon, Chris..	1	-	1	-	2
34 Ewing, Clint.....	-	1	1	-	2

TEAM	45	15	8	3	71

HITTING STREAKS	Longest	Current

9 Cobb, Adam.....	14	3
23 Goulder, Albie...	10	4
39 Jones, Jericho...	9	9
30 Alexander, Clay..	8	1
11 Kersten, Chris...	8	3
2 Grunenwald, Nick.	6	-
7 Winn, Kevin.....	6	6
14 Thomas, Drew.....	6	-
10 Bunting, Drew....	5	1
4 Thomas, Patrick..	5	-
8 Richard, Alex....	4	-
22 Combs, Matt.....	4	1
26 Bohannon, Chris..	3	2
5 Stubbs, Clint....	3	-
34 Ewing, Clint.....	2	2
15 Mire, Jonathan...	1	-
3 Juneau, Chris....	1	-

2008 Bulldog Baseball
Louisiana Tech at Grambling State
Apr 29, 2008 at Grambling, La. (Tiger Stadium)

Louisiana Tech 13 (19-24)

Player	ab	r	h	rbi	bb	so	po	a	lob
Cobb, Adam cf	3	2	3	0	1	0	0	0	0
Bohannon, Chris ph/lf	2	0	1	0	0	0	0	0	0
Grunenwald, Nick ss	3	1	0	0	2	0	0	4	0
Juneau, Chris ss	1	0	0	0	0	0	0	0	1
Winn, Kevin 2b	5	2	2	2	0	0	2	2	4
Jones, Jericho rf	3	2	2	1	0	0	0	0	0
Alexander, Clay ph/rf	1	1	1	0	0	0	2	1	0
Goulder, Albie 1b	4	3	3	4	0	0	10	0	0
Mire, Jonathan ph/1b	1	0	0	0	0	0	0	0	0
Kersten, Chris 3b	5	0	1	1	0	1	0	4	0
Bunting, Drew dh	3	1	1	2	0	1	0	0	0
Knotts, Alan ph	1	0	0	0	0	0	0	0	1
Moseley, Dylan ph	1	0	0	0	0	0	0	0	1
Ewing, Clint c	2	1	1	1	0	0	7	0	0
Combs, Matt c	2	0	1	0	0	0	4	0	0
Stubbs, Clint lf	1	0	0	1	0	0	1	0	0
Thomas, Patrick ph/lf	3	0	0	0	0	1	1	0	0
Anderson, John p	0	0	0	0	0	0	0	0	0
Bradshaw, Jamey p	0	0	0	0	0	0	0	0	0
Jones, Casey p	0	0	0	0	0	0	0	0	0
Lassere, Andrew p	0	0	0	0	0	0	0	0	0
Helms, Clint p	0	0	0	0	0	0	0	0	0
Lorio, Aaron p	0	0	0	0	0	0	0	0	0
Totals	41	13	16	12	3	3	27	11	7

Score by Innings	1	2	3	4	5	6	7	8	9	R	H	E
Louisiana Tech	7	0	0	0	2	4	0	0	0	13	16	1
Grambling State	0	1	2	0	0	0	0	0	0	3	8	3

E - Bradshaw; CLIFTON,Anth; KUMAR,Manny; SAM,Joseph. LOB - Tech 7; Grambling 8. 2B - Cobb 2; Winn; Alexander; Combs; ROQUEMORE,Wa. 3B - ROBY,Mychal; SHELBY,Jerem. HR - Goulder. HBP - Alexander; Ewing. SF - Stubbs. SB - CLIFTON,Anth. CS - Cobb; Ewing.

Louisiana Tech	ip	h	r	er	bb	so	ab	bf	np
Anderson, John	2.0	2	1	1	0	5	9	9	-
Bradshaw, Jamey	2.0	2	2	2	2	3	8	10	-
Jones, Casey	2.0	2	0	0	0	0	8	8	-
Lassere, Andrew	1.0	1	0	0	0	1	4	4	-
Helms, Clint	1.0	1	0	0	0	1	3	3	-
Lorio, Aaron	1.0	0	0	0	1	1	3	4	-

Grambling State 3 (18-24)

Player	ab	r	h	rbi	bb	so	po	a	lob
Justin Kelly 3b	3	0	0	0	0	2	0	0	0
David Simmons 3b	2	0	1	0	0	0	1	1	0
Anthony Clifton lf	5	1	1	0	0	1	6	0	1
Manny Kumar ss	3	1	0	0	1	0	1	2	0
Joseph Sam ss	0	0	0	0	0	0	0	1	0
Mychal Roby dh	3	1	1	0	1	1	0	0	1
Brent Smith rf	3	0	0	0	0	2	5	0	1
Jeremy Shelby ph/rf	1	0	1	0	0	0	1	0	0
Adrian Turner 1b	4	0	2	2	0	0	8	0	0
Brandon Smith c	4	0	0	0	0	2	4	1	2
Walter Roquemore cf	4	0	2	1	0	2	1	0	0
Brandon Williams 2b	3	0	0	0	0	1	0	1	3
Jamel Wells 2b	0	0	0	0	1	0	0	0	0
Jamal Breaux p	0	0	0	0	0	0	0	2	0
Brandon Wright p	0	0	0	0	0	0	0	0	0
Destin Hardy p	0	0	0	0	0	0	0	0	0
Totals	35	3	8	3	3	11	27	8	8

Grambling State	ip	h	r	er	bb	so	ab	bf	np
Jamal Breaux	6.0	13	13	13	2	2	29	34	-
Brandon Wright	2.0	2	0	0	1	1	8	9	-
Destin Hardy	1.0	1	0	0	0	0	4	4	-

Win - Anderson (1-0). Loss - BREAU,Jamal (0-2). Save - None.

WP - Anderson 2; BREAU,Jamal 3. HBP - by BREAU,Jamal (Ewing); by BREAU,Jamal (Alexander). PB - SMITH,Brando.

Pitches/strikes: None.

Umpires -

Start: 6:10 pm Time: 2:41 Attendance: 139